

BOSCH
All Mountain

COPPERHEAD EVO AM 1

rainbow petrol, black matt, chrome silver
744-20541

ALL MOUNTAIN | BOSCH

400 Wh / 500 Wh / 625 Wh

FRÜHJAHR
28-S

FRÜHJAHR
16-S

1.STREU
12-S

1.STREU
8-S

1.STREU
E-BIKE



HERREN



NEW Model!

MONKEY LINK ready
Easily connects accessories with your bike.

Abbildung ähnlich



ONLINE ORDER



light grey, black matt, red
744-20641



BOSCH
PERFORMANCE LINE



PowerTube
625 Wh ready*

| | | | | | |
|-----------------------|----------------------|---|---------------------|------------------|---|
| Antrieb | Drivetrain | Bosch Performance Line CX GEN4 | Kassette | Cassette | Shimano Deore CS-M4100-10 11-46T |
| Ladegerät | Charger | 2A | Bremsen | Brakes | Shimano BR-MT200 hydraulic disc, 180/180 mm Center Lock |
| Ladedauer | Charging time | 400 Wh: appx. 6,5 hrs. 500 Wh: appx. 7,5 hrs. 625 Wh: appx. 8,8 hrs. | Lenker | Handlebar | BULLS |
| Display | Display | Bosch Purion | Vorbau | Stem | MTB-SL, CCS Slot Mount ready |
| Rahmen | Frame | aluminium 6061 | Sattelstütze | Seatpost | BULLS |
| Rahmenhöhe | Framesize | 41 cm / 44 cm / 48 cm / 54 cm | Sattel | Saddle | BULLS |
| Gabel | Fork | BULLS Lytro 34 Air Boost LOR DS, 140 mm | Naben | Hubs | Shimano HB-MT400-B / FH-MT400-B |
| Dämpfer | Shock | SR Suntour Unair TR LO-R8-Z11 Air Shock, 140 mm | Felgen | Rims | BULLS Eccentric 30 tubeless ready |
| Schaltwerk | Gearshift | Shimano Deore RD-M5120-SGS Shadow Plus | Bereifung | Tires | Veetire Crown Gem 66-622, 29 x 2.60 / 66-584, 27,5 x 2.60 |
| Gänge | Gear | 10-speed | Pedale | Pedal | BULLS MTB |
| Kurbelgarnitur | Crankset | FSA | | | |

* Adapter für 400 Wh + 500 Wh Akku liegt dem Beipack bei. / * Adapter for 400 Wh + 500 Wh battery is included in the package.

COPPERHEAD EVO AM 2

black matt, black, pearl gold
744-20941

400 Wh / 500 Wh / 625 Wh



HERREN



ALL MOUNTAIN | BOSCH

NEW Model!



MONKEY
LINK ready
Easily connects accessories
with your bike.



ONLINE ORDER



PowerTube
625 Wh ready*

| | | | | | |
|-----------------------|----------------------|---|---------------------|------------------|---|
| Antrieb | Drivetrain | Bosch Performance Line CX GEN4 | Kassette | Cassette | Shimano Deore CS-M5100-11 11-51T |
| Ladegerät | Charger | 2A | Bremsen | Brakes | Shimano BR-MT420/410 hydraulic disc, 203/180 mm Center Lock |
| Ladedauer | Charging time | 400 Wh: appx. 6,5 hrs. 500 Wh: appx. 7,5 hrs. 625 Wh: appx. 8,8 hrs. | Lenker | Handlebar | BULLS |
| Display | Display | Bosch Purion | Vorbau | Stem | MTB-i, CCS with internal cable routing |
| Rahmen | Frame | aluminium 6061 | Sattelstütze | Seatpost | Limotec Alpha 1 dropper post |
| Rahmenhöhe | Framesize | 41 cm / 44 cm / 48 cm / 54 cm | Sattel | Saddle | Selle Royal Vivo |
| Gabel | Fork | BULLS Lytro 34 Air Boost LOR DS, 140 mm | Naben | Hubs | Shimano HB-MT400-B / FH-MT400-B |
| Dämpfer | Shock | SR Suntour Unair TR LO-R8-Z11 Air Shock, 140 mm | Felgen | Rims | BULLS Eccentric 30 tubeless ready |
| Schaltwerk | Gearshift | Shimano Deore RD-M5100-SGS Shadow Plus | Bereifung | Tires | Schwalbe Nobby Nic Performance Folding, 65-622, 29 x 2.60 / 65-584, 27.5 x 2.60 |
| Gänge | Gear | 11-speed | Pedale | Pedal | Wellgo ZZE-01M |
| Kurbelgarnitur | Crankset | FSA | | | |

COPPERHEAD EVO AM 3

concours blue, black matt, red
744-22141

ALL MOUNTAIN | BOSCH

NEW Model!

400 Wh / 500 Wh / 625 Wh



HERREN



MONKEY LINK ready
Easily connects accessories with your bike.

Abbildung ähnlich



ONLINE ORDER

**PowerTube
625 Wh ready***



**VIDEO
ON MEMBERS
AVAILABLE**

| | | | | | |
|-----------------------|----------------------|---|---------------------|------------------|---|
| Antrieb | Drivetrain | Bosch Performance Line CX GEN4 | Kassette | Cassette | Shimano Deore CS-M6100-12,10-51T |
| Ladegerät | Charger | 2A | Bremsen | Brakes | Shimano Deore BT-M6120/6100 hydraulic disc, 203/203 mm Center Lock |
| Ladedauer | Charging time | 400 Wh: appx. 6,5 hrs. 500 Wh: appx. 7,5 hrs. 625 Wh: appx. 8,8 hrs. | Lenker | Handlebar | BULLS |
| Display | Display | Bosch Purion | Vorbau | Stem | MTB-i, CCS with internal cable routing |
| Rahmen | Frame | aluminium 6061 | Sattelstütze | Seatpost | Limotec Alpha 1 dropper post |
| Rahmenhöhe | Framesize | 41 cm / 44 cm / 48 cm / 54 cm | Sattel | Saddle | Selle Royal Vivo |
| Gabel | Fork | BULLS Lytro 35 Supreme SL, 150 mm | Naben | Hubs | Shimano HB-MT400-B / FH-MT510-B |
| Dämpfer | Shock | SR Suntour Edge LOR8, 150 mm | Felgen | Rims | BULLS Eccentric 30 tubeless ready |
| Schaltwerk | Gearshift | Shimano Deore XT RD-M8100-SGS Shadow Plus | Bereifung | Tires | Schwalbe Magic Mary Evo ST, 62-622, 29 x 2.40 / Schwalbe Hans Dampf Evo ST, 65-584, 27,5 x 2.60 |
| Gänge | Gear | 12-speed | Pedale | Pedal | Wellgo ZZE-01M |
| Kurbelgarnitur | Crankset | FSA | | | |

* Adapter für 400 Wh + 500 Wh Akku liegt dem Beipack bei. / * Adapter for 400 Wh + 500 Wh battery is included in the package.

COPPERHEAD EVO AM 3 ABS

black matt, black
724-20741

ALL MOUNTAIN | BOSCH

400 Wh / 500 Wh / 625 Wh



HERREN



MONKEY LINK ready
Easily connects accessories with your bike.



ONLINE ORDER



VIDEO
ON MEMBERS
AVAILABLE

| | | | | | |
|-----------------------|---------------|---|---------------------|-----------|--|
| Antrieb | Drivetrain | Bosch Performance Line CX GEN4 | Kassette | Cassette | Sram SX Eagle CS-PG-1210-A1, 11-50T |
| Ladegerät | Charger | 2A | Bremsen | Brakes | BluBrake ABS/Tektro HD-M745 hydraulic disc, 203/203 mm |
| Ladedauer | Charging time | 400 Wh: appx. 6,5 hrs. 500 Wh: appx. 7,5 hrs. 625 Wh: appx. 8,8 hrs. | Lenker | Handlebar | BULLS |
| Display | Display | Bosch Purion | Vorbau | Stem | AS-MTBi, internal cable routing |
| Rahmen | Frame | aluminium | Sattelstütze | Seatpost | Limotec DP01 dropper post |
| Rahmenhöhe | Framesize | 41 cm / 44 cm / 48 cm / 54 cm | Sattel | Saddle | Selle Royal Vivo |
| Gabel | Fork | Fox 36 Float Rhythm, 150 mm | Laufgradsatz | Wheelset | BULLS, boost |
| Dämpfer | Shock | Fox Float DPS Performance, 150 mm | Bereifung | Tires | Schwalbe Magic Mary Evo SnakeSkin TLE / Hans Dampf Evo SnakeSkin TLE 70-584, 27,5 x 2.80 |
| Schaltwerk | Gearshift | Sram SX Eagle RD-SX-1-A1 | Pedale | Pedal | BULLS MTB |
| Gänge | Gear | 12-speed | | | |
| Kurbelgarnitur | Crankset | FSA | | | |

BOSCH

Hardtail

LT CX 27,5

anodized blue, black, Kiwi green
744-01041

MOUNTAIN HARDTAIL | BOSCH

400 Wh / 500 Wh

FRÜHJAHR 28-S FRÜHJAHR 16-S 1.STREU 12-S 1.STREU 8-S 1.STREU GÜNSTIG 1.STREU E-BIKE

27,5

HERREN



MONKEY LINK ready
Easily connects accessories with your bike.



ONLINE ORDER



grey matt, black, orange
744-00941



| | | | | | |
|-----------------------|---------------|--|---------------------|-----------|---|
| Antrieb | Drivetrain | Bosch Performance Line CX GEN4 | Kassette | Cassette | Shimano Altus CS-HG200-9, 11-36T |
| Ladegerät | Charger | 2A | Bremsen | Brakes | Tektro HD-M275 hydraulic disc, 180/180 mm |
| Ladedauer | Charging time | 400 Wh: appx. 6,5 hrs. 500 Wh: appx. 7,5 hrs. | Lenker | Handlebar | STYX |
| Display | Display | Bosch Purion | Vorbau | Stem | MTB-S, CCS Slot Mount ready |
| Rahmen | Frame | aluminium 6061 | Sattelstütze | Seatpost | STYX |
| Rahmenhöhe | Framesize | 41 cm / 44 cm / 48 cm / 54 cm | Sattel | Saddle | BULLS |
| Gabel | Fork | SR Suntour XCM DS HLO coil, 120 mm | Naben | Hubs | Formula DC-22FQR / DC-22RQR |
| Schaltwerk | Gearshift | Shimano Acera RD-M3100 | Felgen | Rims | STYX DDM-2 |
| Gänge | Gear | 9-speed | Bereifung | Tires | Ace of Pace, 27,5 x 2.25, 57-584 |
| Kurbelgarnitur | Crankset | FSA | Pedale | Pedal | Wellgo, ZZE-01M |

LT CX 29

grey matt, black, orange
744-24544

400 Wh / 500 Wh



HERREN



MOUNTAIN HARDTAIL | BOSCH



MONKEY LINK ready
Easily connects accessories with your bike.



ONLINE ORDER



anodized blue, black,
Kiwi green
744-24644



| | | | | | |
|-----------------------|---------------|--|---------------------|-----------|---|
| Antrieb | Drivetrain | Bosch Performance Line CX GEN4 | Kassette | Cassette | Shimano CS-HG200-9, 11-36T |
| Ladegerät | Charger | 2A | Bremsen | Brakes | Tektro HD-M275 hydraulic disc, 180/180 mm |
| Ladedauer | Charging time | 400 Wh: appx. 6,5 hrs. 500 Wh: appx. 7,5 hrs. | Lenker | Handlebar | STYX |
| Display | Display | Bosch Purion | Vorbau | Stem | MTB-S, CCS Slot Mount ready |
| Rahmen | Frame | aluminium 6061 | Sattelstütze | Seatpost | STYX |
| Rahmenhöhe | Framesize | 44 cm / 48 cm / 54 cm / 60 cm | Sattel | Saddle | BULLS |
| Gabel | Fork | SR Suntour XCM DS HLO coil, 100 mm | Naben | Hubs | Formula DC-22FQR / DC-22RQR |
| Schaltwerk | Gearshift | Shimano Deore RD-M592SGS | Felgen | Rims | STYX DDM-2 |
| Gänge | Gear | 9-speed | Bereifung | Tires | Ace of Pace, 57-622, 29 x 2.25 |
| Kurbelgarnitur | Crankset | FSA | Pedale | Pedal | Wellgo, ZZE-01M |

COPPERHEAD E1 27,5

grey matt, black, metallic lime
724-01341

MOUNTAIN HARDTAIL | BOSCH

1. STREU
GÜNSTIG

400 Wh / 500 Wh



HERREN



MONKEY
LINK ready

Easily connects accessories
with your bike.



ONLINE ORDER



anodized blue, black,
metallic lime
724-01241



| | | | | | |
|-----------------------|---------------|--|---------------------|-----------|---|
| Antrieb | Drivetrain | Bosch Performance Line GEN3 | Kassette | Cassette | Shimano CS-HG200-9, 11-36T |
| Ladegerät | Charger | 2A | Bremsen | Brakes | Tektro HD-M275 hydraulic disc, 180/180 mm |
| Ladedauer | Charging time | 400 Wh: appx. 6,5 hrs. 500 Wh: appx. 7,5 hrs. | Lenker | Handlebar | STYX |
| Display | Display | Bosch Purion | Vorbau | Stem | MonkeyLink slot stem |
| Rahmen | Frame | aluminium 6061 | Sattelstütze | Seatpost | STYX |
| Rahmenhöhe | Framesize | 41 cm / 44 cm / 48 cm / 54 cm | Sattel | Saddle | BULLS |
| Gabel | Fork | SR Suntour XCM DS HLO, 120 mm | Naben | Hubs | Formula DC-20FQR/ DC-22RQR |
| Schaltwerk | Gearshift | Shimano Alivio RD-M3100-SGS | Felgen | Rims | STYX DDM-2 |
| Gänge | Gear | 9-speed | Bereifung | Tires | Ace of Pace, 57-584, 27,5 x 2.25 |
| Kurbelgarnitur | Crankset | FSA | Pedale | Pedal | Wellgo, ZZE-01M |

COPPERHEAD E1 29

anodized blue, black, metallic lime
744-25344

400 Wh / 500 Wh



HERREN



MOUNTAIN HARDTAIL | BOSCH

MONKEY LINK ready
Easily connects accessories with your bike.



ONLINE ORDER



grey matt, black, metallic lime
744-25444



| | | | | | |
|-----------------------|---------------|--|---------------------|-----------|---|
| Antrieb | Drivetrain | Bosch Performance Line GEN3 | Kassette | Cassette | Shimano CS-HG200-9, 11-36T |
| Ladegerät | Charger | 2A | Bremsen | Brakes | Tektro HD-M275 hydraulic disc, 180/180 mm |
| Ladedauer | Charging time | 400 Wh: appx. 6,5 hrs. 500 Wh: appx. 7,5 hrs. | Lenker | Handlebar | STYX |
| Display | Display | Bosch Purion | Vorbau | Stem | MTB-S, CCS |
| Rahmen | Frame | aluminium 6061 | Sattelstütze | Seatpost | STYX |
| Rahmenhöhe | Framesize | 44 cm / 48 cm / 54 cm / 60 cm | Sattel | Saddle | BULLS |
| Gabel | Fork | SR Suntour XCM DS HLO, 100 mm | Naben | Hubs | Formula DC-20FQR/ DC-22RQR |
| Schaltwerk | Gearshift | Shimano Alivio RD-M3100-SGS | Felgen | Rims | STYX DDM-2 |
| Gänge | Gear | 9-speed | Bereifung | Tires | Ace of Pace, 57-622, 29 x 2.25 |
| Kurbelgarnitur | Crankset | FSA | Pedale | Pedal | Wellgo, ZZE-01M |

COPPERHEAD E2 27,5

metallic lime, black, anodized blue
744-03041

MOUNTAIN HARDTAIL | BOSCH

400 Wh / 500 Wh

FRÜHJAHR
28-S

FRÜHJAHR
16-S

1.STREU
12-S

1.STREU
8-S

1.STREU
E-BIKE

27,5

HERREN



**MONKEY
LINK** ready
Easily connects accessories
with your bike.



ONLINE ORDER



black chrome matt, black, red
744-02941



| | | | | | |
|-----------------------|---------------|--|---------------------|-----------|------------------------------------|
| Antrieb | Drivetrain | Bosch Performance Line CX GEN4 | Kassette | Cassette | Shimano CS-HG200-9, 11-36T |
| Ladegerät | Charger | 2A | Bremsen | Brakes | HD-M275 hydraulic disc, 180/180 mm |
| Ladedauer | Charging time | 400 Wh: appx. 6,5 hrs. 500 Wh: appx. 7,5 hrs. | Lenker | Handlebar | STYX |
| Display | Display | Bosch Purion | Vorbau | Stem | MTB-SL, CCS Slot Mount ready |
| Rahmen | Frame | aluminium 6061 | Sattelstütze | Seatpost | STYX |
| Rahmenhöhe | Framesize | 41 cm / 44 cm / 48 cm / 54 cm | Sattel | Saddle | STYX |
| Gabel | Fork | SR Suntour XCM DS HLO coil, 100 mm | Naben | Hubs | Formula DC-20FQR/ DC-2241QR |
| Schaltwerk | Gearshift | Shimano Deore RD-M592-SGS | Felgen | Rims | BULLS Eccentric 30, tubeless ready |
| Gänge | Gear | 9-speed | Bereifung | Tires | Ace of Pace, 66-584, 27,5 x 2.60 |
| Kurbelgarnitur | Crankset | FSA | Pedale | Pedal | WELLGO, ZZE-01M |

COPPERHEAD E2 29

black chrome matt, black, red
744-25744

400 Wh / 500 Wh

MOUNTAIN HARDTAIL | BOSCH



HERREN



MONKEY LINK ready
Easily connects accessories with your bike.

Abbildung ähnlich



ONLINE ORDER



metallic lime, black,
anodized blue
744-25844



| | | |
|-----------------------|---------------|--|
| Antrieb | Drivetrain | Bosch Performance Line CX GEN4 |
| Ladegerät | Charger | 2A |
| Ladedauer | Charging time | 400 Wh: appx. 6,5 hrs. 500 Wh: appx. 7,5 hrs. |
| Display | Display | Bosch Purion |
| Rahmen | Frame | aluminium 6061 |
| Rahmenhöhe | Framesize | 44 cm / 48 cm / 54 cm / 60 cm |
| Gabel | Fork | SR Suntour XCM DS HLO coil, 100 mm |
| Schaltwerk | Gearshift | Shimano Deore RD-592SGS |
| Gänge | Gear | 9-speed |
| Kurbelgarnitur | Crankset | FSA |

| | | |
|---------------------|-----------|---|
| Kassette | Cassette | Shimano Altus CS-HG200-9, 11-36T |
| Bremsen | Brakes | Tektro HD-M275 hydraulic disc, 180/180 mm |
| Lenker | Handlebar | STYX |
| Vorbau | Stem | MTB-S, CCS Slot Mount ready |
| Sattelstütze | Seatpost | STYX |
| Sattel | Saddle | BULLS |
| Naben | Hubs | Formula DC-20FQR/ DC-2241QR |
| Felgen | Rims | BULLS Eccentric 30, tubeless ready |
| Bereifung | Tires | Ace of Pace, 58-622, 29 x 2.30 |
| Pedale | Pedal | WELLGO, ZZE-01M |

COPPERHEAD EVO 1 27,5

MOUNTAIN HARDTAIL | BOSCH

rainbow petrol, black matt, liquid orange
744-08041

400 Wh / 500 Wh / 625 Wh

27,5

HERREN



MONKEY
LINK ready

Easily connects accessories
with your bike.



ONLINE ORDER



1-STREU
GÜNSTIG

black matt, black,
anodized blue
744-07941



chrome black matt, black,
metallic lime
744-07741



0%

sage, black matt
744-07841



PowerTube
625 Wh ready*

| | | | | | |
|-----------------------|---------------|--|---------------------|-----------|---|
| Antrieb | Drivetrain | Bosch Performance Line CX GEN4 | Kassette | Cassette | Shimano Altus CS-HG201-9, 11-36T |
| Ladegerät | Charger | 2A | Bremsen | Brakes | Tektro HD-M275 hydraulic disc, 180/180 mm |
| Ladedauer | Charging time | 400 Wh: appx. 6,5 hrs. 500 Wh: appx. 7,5 hrs. 625Wh: appx. 8,8 hrs. | Lenker | Handlebar | STYX |
| Display | Display | Bosch Purion | Vorbau | Stem | MTB-SL, CCS Slot Mount ready |
| Rahmen | Frame | aluminium 6061 | Sattelstütze | Seatpost | STYX |
| Rahmenhöhe | Framesize | 41 cm / 44 cm / 48 cm / 54 cm | Sattel | Saddle | BULLS |
| Gabel | Fork | SR Suntour XCM DS HLO coil, 120 mm | Naben | Hubs | BULLS |
| Schaltwerk | Gearshift | Shimano Altus RD-M3100-SGS | Felgen | Rims | STYX DDM-2 |
| Gänge | Gear | 9-speed | Bereifung | Tires | Supero Edge 57-584, 27,5 x 2.25 |
| Kurbelgarnitur | Crankset | FSA | Pedale | Pedal | Bulls MTB |

* Adapter für 400 Wh + 500 Wh Akku liegt dem Beipack bei. / * Adapter for 400 Wh + 500 Wh battery is included in the package.

COPPERHEAD EVO 1 29

MOUNTAIN HARDTAIL | BOSCH

sage, black matt
744-27744

400 Wh / 500 Wh / 625 Wh



HERREN



MONKEY LINK ready
Easily connects accessories with your bike.



ONLINE ORDER



black matt, black,
anodized blue
744-27844



chrome black matt, black,
metallic lime
744-27944



rainbow petrol, black, liquid orange
744-28044



PowerTube
625 Wh ready*

| | | | | | |
|-----------------------|---------------|---|---------------------|-----------|---|
| Antrieb | Drivetrain | Bosch Performance Line CX GEN4 | Kassette | Cassette | Shimano Altus CS-HG201-9, 11-36T |
| Ladegerät | Charger | 2A | Bremsen | Brakes | Tektro HD-M275 hydraulic disc, 180/180 mm |
| Ladedauer | Charging time | 400 Wh: appx. 6,5 hrs. 500 Wh: appx. 7,5 hrs. 625 Wh: appx. 8,8 hrs. | Lenker | Handlebar | STYX |
| Display | Display | Bosch Purion | Vorbau | Stem | MTB-SL, CCS Slot Mount ready |
| Rahmen | Frame | aluminium 6061 | Sattelstütze | Seatpost | STYX |
| Rahmenhöhe | Framesize | 44 cm / 48 cm / 54 cm / 60 cm | Sattel | Saddle | BULLS |
| Gabel | Fork | SR Suntour XCM DS HLO Coil, 100 mm | Naben | Hubs | BULLS |
| Schaltwerk | Gearshift | Shimano Altus RD-M3100-SGS | Felgen | Rims | STYX DDM-2 |
| Gänge | Gear | 9-speed | Bereifung | Tires | Supero Edge 57-622, 29 x 2.25 |
| Kurbelgarnitur | Crankset | FSA | Pedale | Pedal | BULLS MTB |

COPPERHEAD EVO 2 27,5

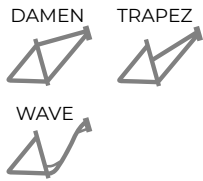
black matt, black, pearl gold
744-08541

MOUNTAIN HARDTAIL | BOSCH

400 Wh / 500 Wh / 625 Wh

FRÜHJAHR 28-S / FRÜHJAHR 16-S / 1.STREU 12-S / 1.STREU E-BIKE / 2. STREU

27,5



MONKEY LINK ready
Easily connects accessories with your bike.



Abbildung ähnlich



ONLINE ORDER



Kiwi green, black
744-08641



dark chrome red matt, black
744-08741



rainbow petrol, black matt
744-09141



black matt, black, pearl gold
744-08441

PowerTube
625 Wh ready*



VIDEO
ON MEMBERS
AVAILABLE



| | | | | | |
|-------------------|---------------|--|-----------------------|-----------|--|
| Antrieb | Drivetrain | Bosch Performance Line CX GEN4 | Gänge | Gear | 10-speed |
| Ladegerät | Charger | 2A | Kurbelgarnitur | Crankset | FSA |
| Ladedauer | Charging time | 400 Wh: appx. 6,5 hrs. 500 Wh: appx. 7,5 hrs. 625 Wh: appx. 8,8 hrs. | Kassette | Cassette | Shimano CS-M4100-R, 11-46T |
| Display | Display | Bosch Purion | Bremsen | Brakes | HD-M275 hydraulic disc, 180/180 mm |
| Rahmen | Frame | aluminium 6061 | Lenker | Handlebar | BULLS aluminium |
| Rahmenhöhe | Framesize | ♂ 41 cm / 44 cm / 48 cm / 54 cm, ♀ & Wave 41 cm / 44 cm / 48 cm / 54 cm | Vorbau | Stem | MTB-SL, CCS Slot Mount ready |
| Gabel | Fork | SR Suntour XCR-32 Boost DS LOR AIR, 120 mm | Sattelstütze | Seatpost | STYX |
| Schaltwerk | Gearshift | Shimano Deore RD-M5120-SGS, Shadow Plus | Sattel | Saddle | BULLS |
| | | | Naben | Hubs | BULLS, rear boost |
| | | | Felgen | Rims | BULLS Eccentric 30, tubeless ready |
| | | | Bereifung | Tires | Veetire Crown Gem, 66-584, 27,5 x 2.60 |
| | | | Pedale | Pedal | BULLS |

* Adapter für 400 Wh + 500 Wh Akku liegt dem Beipack bei. / * Adapter for 400 Wh + 500 Wh battery is included in the package.

COPPERHEAD EVO 2 29

Kiwi green, black
744-28644

400 Wh | 500 Wh | 625 Wh



HERREN



MOUNTAIN HARDTAIL | BOSCH



MONKEY LINK ready
Easily connects accessories with your bike.



Abbildung ähnlich



ONLINE ORDER



black matt, black, pearl gold
744-28544



dark chrome red matt, black
744-28744



rainbow petrol, black
744-28844

PowerTube
625 Wh ready*



VIDEO
ON MEMBERS
AVAILABLE



| | | | | | |
|-------------------|---------------|---|-----------------------|-----------|-------------------------------------|
| Antrieb | Drivetrain | Bosch Performance Line CX GEN4 | Kurbelgarnitur | Crankset | FSA |
| Ladegerät | Charger | 2A | Kassette | Cassette | Shimano CS-M4100, 11-46T |
| Ladedauer | Charging time | 400 Wh: appx. 6,5 hrs. 500 Wh: appx. 7,5 hrs. 625 Wh: appx. 8,8 hrs. | Bremsen | Brakes | HD-M275 hydraulic disc, 180/180 mm |
| Display | Display | Bosch Purion | Lenker | Handlebar | BULLS aluminium |
| Rahmen | Frame | aluminium 6061 | Vorbau | Stem | MTB-SL, CCS Slot Mount ready |
| Rahmenhöhe | Framesize | 44 cm / 48 cm / 54 cm / 60 cm | Sattelstütze | Seatpost | STYX |
| Gabel | Fork | SR Suntour XCR-32 DS LOR AIR, 120 mm | Sattel | Saddle | BULLS |
| Schaltwerk | Gearshift | Shimano Deore RD-M5120-SGS, Shadow Plus | Naben | Hubs | BULLS, boost |
| Gänge | Gear | 10-speed | Felgen | Rims | BULLS Eccentric 30, tubeless ready |
| | | | Bereifung | Tires | Veetire Crown Gem, 58-622, 29 x 2.3 |
| | | | Pedale | Pedal | BULLS |

COPPERHEAD EVO 2

SPECIAL EDITION



COPPERHEAD EVO 3 27,5

black matt, hyper red, black
744-12141

400 Wh 500 Wh 625 Wh



HERREN



WAVE



MOUNTAIN HARDTAIL | BOSCH

MONKEY LINK ready
Easily connects accessories with your bike.



ONLINE ORDER



black matt, black, chrome
744-11841



emerald green matt, black
744-11741



**PowerTube
625 Wh ready***

| | | | | | |
|-----------------------|---------------|---|---------------------|-----------|---|
| Antrieb | Drivetrain | Bosch Performance Line CX GEN4 | Kassette | Cassette | Sram SX CS-PG1210-A1, 11-50T |
| Ladegerät | Charger | 2A | Bremsen | Brakes | Shimano BR-MT420/410 hydraulic disc, 180/180 mm |
| Ladedauer | Charging time | 400 Wh: appx. 6,5 hrs. 500 Wh: appx. 7,5 hrs. 625 Wh: appx. 8,8 hrs. | Lenker | Handlebar | BULLS |
| Display | Display | Bosch Purion | Vorbau | Stem | MTB-i, CCS with internal cable routing |
| Rahmen | Frame | aluminium 6061 | Sattelstütze | Seatpost | BULLS |
| Rahmenhöhe | Framesize | 41 cm / 44 cm / 48 cm / 54 cm | Sattel | Saddle | Selle Royal Vivo |
| Gabel | Fork | BULLS Lytro 34 BLACK LOR Air CTS Boost, 120 mm | Naben | Hubs | Shimano HB-MT400-B/ FH-MT200-B |
| Schaltwerk | Gearshift | SRAM SX Eagle RD-SX-1-A1 | Felgen | Rims | BULLS Eccentric 30 tubeless ready |
| Gänge | Gear | 12-speed | Bereifung | Tires | Schwalbe Nobby Nic Performance, 65-584, 27.5 x 2.60 |
| Kurbelgarnitur | Crankset | FSA | Pedale | Pedal | Wellgo, ZZE-01M |

*Adapter für 400 Wh + 500 Wh Akku liegt dem Beipack bei. / * Adapter for 400 Wh + 500 Wh battery is included in the package.

COPPERHEAD EVO 3 29

MOUNTAIN HARDTAIL | BOSCH

black matt, hyper red, black
744-29744

400 Wh / 500 Wh / 625 Wh



HERREN



MONKEY LINK ready
Easily connects accessories with your bike.



ONLINE ORDER



0%



black matt, black, chrome
744-29844

emerald green matt, black matt
744-29944



**PowerTube
625 Wh ready***

| | | | | | |
|-----------------------|---------------|---|---------------------|-----------|---|
| Antrieb | Drivetrain | Bosch Performance Line CX GEN4 | Kassette | Cassette | SRAM SX CS-PG1210-A1, 11-50T |
| Ladegerät | Charger | 2A | Bremsen | Brakes | Shimano BR-MT420/410 hydraulic disc, 180/180 mm |
| Ladedauer | Charging time | 400 Wh: appx. 6,5 hrs. 500 Wh: appx. 7,5 hrs. 625 Wh: appx. 8,8 hrs. | Lenker | Handlebar | BULLS |
| Display | Display | Bosch Purion | Vorbau | Stem | MTB-i, CCS with internal cable routing |
| Rahmen | Frame | aluminium 6061 | Sattelstütze | Seatpost | BULLS |
| Rahmenhöhe | Framesize | 44 cm / 48 cm / 54 cm / 60 cm | Sattel | Saddle | Selle Royal Vivo |
| Gabel | Fork | BULLS Lytro 34 BLACK LOR Air CTS Boost, 120 mm | Naben | Hubs | Shimano HB-MT400-B/ FH-MT200-B |
| Schaltwerk | Gearshift | SRAM SX Eagle RD-SX-1-A1 | Felgen | Rims | BULLS Eccentric 30 tubeless ready |
| Gänge | Gear | 12-speed | Bereifung | Tires | Schwalbe Nobby Nic Performance Folding, 65-622, 29 x 2.60 |
| Kurbelgarnitur | Crankset | FSA | Pedale | Pedal | Wellgo, ZZE-01M |

* Adapter für 400 Wh + 500 Wh Akku liegt dem Beipack bei. / * Adapter for 400 Wh + 500 Wh battery is included in the package.

BOSCH
Woman

AMINGA E1

grey matt, black, rouge red, grey
744-02537

WOMAN | BOSCH

0%

400 Wh / 500 Wh

27,5



MONKEY LINK ready
Easily connects accessories with your bike.



ONLINE ORDER



metallic off-white, grey
matt, red matt
744-02637



| | | | | | |
|-----------------------|---------------|--|---------------------|-----------|---|
| Antrieb | Drivetrain | Bosch Performance Line GEN3 | Kassette | Cassette | Shimano CS-HG200-9, 11-36T |
| Ladegerät | Charger | 2A | Bremsen | Brakes | Tektro HD-M276 hydraulic disc, 180/180 mm |
| Ladedauer | Charging time | 400 Wh: appx. 6,5 hrs. 500 Wh: appx. 7,5 hrs. | Lenker | Handlebar | STYX |
| Display | Display | Bosch Purion | Vorbau | Stem | MTB-S, CCS Slot Mount ready |
| Rahmen | Frame | aluminium 6061 | Sattelstütze | Seatpost | STYX |
| Rahmenhöhe | Framesize | 37 cm / 41 cm / 44 cm / 48 cm | Sattel | Saddle | BULLS |
| Gabel | Fork | SR Suntour XCM DS HLO coil, 120 mm | Naben | Hubs | Formula DC-20FQR/ DC-22RQR |
| Schaltwerk | Gearshift | Shimano Alivio RD-M3100-SGS | Felgen | Rims | STYX DDM-2 |
| Gänge | Gear | 9-speed | Bereifung | Tires | Ace of Pace, 57-584, 27,5 x 2.25 |
| Kurbelgarnitur | Crankset | FSA | Pedale | Pedal | Wellgo, ZZE-01M |

AMINGA E2

metallic dark blue matt, turquoise
744-03337

WOMAN | BOSCH

400 Wh / 500 Wh



MONKEY LINK ready
Easily connects accessories with your bike.



ONLINE ORDER



black chrome matt, black,
chrome petrol
744-03437



| | | | | | |
|-----------------------|---------------|--|---------------------|-----------|---|
| Antrieb | Drivetrain | Bosch Performance Line CX GEN4 | Kassette | Cassette | Shimano CS-HG200-9, 11-36T |
| Ladegerät | Charger | 2A | Bremsen | Brakes | Tektro HD-M276 hydraulic disc, 180/180 mm |
| Ladedauer | Charging time | 400 Wh: appx. 6,5 hrs. 500 Wh: appx. 7,5 hrs. | Lenker | Handlebar | STYX |
| Display | Display | Bosch Purion | Vorbau | Stem | MTB-S, CCS Slot Mount ready |
| Rahmen | Frame | aluminium 6061 | Sattelstütze | Seatpost | STYX |
| Rahmenhöhe | Framesize | 37 cm / 41 cm / 44 cm / 48 cm, | Sattel | Saddle | BULLS |
| Gabel | Fork | SR Suntour XCM DS HLO coil, 100 mm | Naben | Hubs | Formula DC-20FQR/ DC-2241QR |
| Schaltwerk | Gearshift | Shimano Alivio RD-M3100-SGS | Felgen | Rims | BULLS Eccentric 30 tubeless ready |
| Gänge | Gear | 9-speed | Bereifung | Tires | Ace of Pace, 66-584, 27,5 x 2.25 |
| Kurbelgarnitur | Crankset | FSA | Pedale | Pedal | Wellgo, ZZE-01M |

AMINGA EVA 1

black matt, rouge red, black
744-08137

WOMAN | BOSCH

400 Wh / 500 Wh / 625 Wh

27,5



MONKEY LINK ready
Easily connects accessories with your bike.



ONLINE ORDER



chrome petrol, orange, black
744-08237



**PowerTube
625 Wh ready***

| | | | | | |
|-----------------------|----------------------|---|---------------------|------------------|---|
| Antrieb | Drivetrain | Bosch Performance Line CX GEN4 | Kassette | Cassette | Shimano CS-HG201-9, 11-36T |
| Ladegerät | Charger | 2A | Bremsen | Brakes | Tektro HD-M276 hydraulic disc, 180/180 mm |
| Ladedauer | Charging time | 400 Wh: appx. 6,5 hrs. 500 Wh: appx. 7,5 hrs. 625 Wh: appx. 8,8 hrs. | Lenker | Handlebar | STYX |
| Display | Display | Bosch Purion | Vorbau | Stem | MTB-SL, CCS Slot Mount ready |
| Rahmen | Frame | aluminium 6061 | Sattelstütze | Seatpost | STYX |
| Rahmenhöhe | Framesize | 37 cm / 41 cm / 44 cm / 48 cm | Sattel | Saddle | BULLS |
| Gabel | Fork | SR Suntour XCM DS HLO, 120 mm | Naben | Hubs | Formula DC-20FQR/ DC-22RQR |
| Schaltwerk | Gearshift | Shimano Alivio RD-M3100-SGS | Felgen | Rims | STYX DDM-2 |
| Gänge | Gear | 9-speed | Bereifung | Tires | Supero Edge, 57-584, 27,5 x 2.25 |
| Kurbelgarnitur | Crankset | FSA | Pedale | Pedal | Wellgo, ZZE-01M |

* Adapter für 400 Wh + 500 Wh Akku liegt dem Beipack bei. / * Adapter for 400 Wh + 500 Wh battery is included in the package.

AMINGA EVA 2

grey matt, turquoise, black
744-09337

WOMAN | BOSCH

400 Wh / 500 Wh / 625 Wh

27,5



MONKEY LINK ready
Easily connects accessories with your bike.



ONLINE ORDER



metallic off-white,
rouge red, grey
744-09737



rouge red, black matt
744-09537



PowerTube
625 Wh ready*

| | | | | | |
|-----------------------|---------------|---|---------------------|-----------|---|
| Antrieb | Drivetrain | Bosch Performance Line CX GEN4 | Kassette | Cassette | Shimano Deore CS-M4100-10, 11-46T |
| Ladegerät | Charger | 2A | Bremsen | Brakes | Tektro HD-M276 hydraulic disc, 180/180 mm |
| Ladedauer | Charging time | 400 Wh: appx. 6,5 hrs. 500 Wh: appx. 7,5 hrs. 625 Wh: appx. 8,8 hrs. | Lenker | Handlebar | STYX |
| Display | Display | Bosch Purion | Vorbau | Stem | MTB-SL, CCS Slot Mount ready |
| Rahmen | Frame | aluminium 6061 | Sattelstütze | Seatpost | STYX |
| Rahmenhöhe | Framesize | 37 cm / 41 cm / 44 cm / 48 cm, | Sattel | Saddle | BULLS |
| Gabel | Fork | SR Suntour XCR-32 Boost LOR AIR CTS, 120 mm | Naben | Hubs | Formula DC-511/ CL-2241QR Boost |
| Schaltwerk | Gearshift | Shimano Deore RD-M5120SGS Shadow Plus | Felgen | Rims | BULLS Eccentric 30 tubeless ready |
| Gänge | Gear | 10-speed | Bereifung | Tires | Veetire Crown Gem, 66-584, 27,5 x 2.60 |
| Kurbelgarnitur | Crankset | FSA | Pedale | Pedal | Wellgo, ZZE-01M |

AMINGA EVA 2 RAINBOW

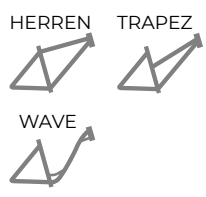
WOMAN | BOSCH

metallic off white, stealth grey
744-09637

400 Wh 500 Wh 625 Wh

FRÜHJAHR 28-S 1.STREU 12-S 1.STREU 8-S 1.STREU E-BIKE

27,5



NEW Model!

MONKEY LINK ready
Easily connects accessories with your bike.



Abbildung ähnlich



ONLINE ORDER



metallic off white, stealth grey
744-10037



metallic off white, stealth grey
744-09837

Oil-Slick-Optik (Rainbow)

- Kette / Chain
- Naben / Hubs
- Lenker / Handlebar
- 2 Speichen pro Laufrad / 2 spokes per wheel



PowerTube 625 Wh ready*

| | | | | | |
|-----------------------|---------------|--|---------------------|-----------|---|
| Antrieb | Drivetrain | Bosch Performance Line CX GEN4 | Kassette | Cassette | Shimano Deore CS-M4100-10, 11-46T |
| Ladegerät | Charger | 2A | Kette | Chain | KMC E10S Rainbow |
| Ladedauer | Charging time | 400 Wh: appx. 6,5 hrs. 500 Wh: appx. 7,5 hrs. 625 Wh: appx. 8,8 hrs. | Bremsen | Brakes | Tektro HD-M276 hydraulic disc, 180/180 mm |
| Display | Display | Bosch Purion | Lenker | Handlebar | BULLS Rainbow |
| Rahmen | Frame | aluminium 6061 | Vorbau | Stem | MTB-SL, CCS Slot Mount ready |
| Rahmenhöhe | Framesize | 37 cm / 41 cm / 44 cm / 48 cm, | Sattelstütze | Seatpost | STYX |
| Gabel | Fork | SR Suntour XCR-32 Boost LOR AIR CTS, 120 mm | Sattel | Saddle | BULLS |
| Schaltwerk | Gearshift | Shimano Deore RD-M5120SGS Shadow Plus | Naben | Hubs | BULLS Rainbow with 2 Rainbow spokes |
| Gänge | Gear | 10-speed | Felgen | Rims | BULLS Eccentric 30 tubeless ready |
| Kurbelgarnitur | Crankset | FSA | Bereifung | Tires | Veetire Crown Gem, 66-584, 27,5 x 2.60 |
| | | | Pedale | Pedal | Wellgo, ZZE-01M |

* Adapter für 400 Wh + 500 Wh Akku liegt dem Beipack bei. / * Adapter for 400 Wh + 500 Wh battery is included in the package.

AMINGA EVA 3

vintage lavender matt, black
744-12737

400 Wh / 500 Wh / 625 Wh

WOMAN | BOSCH

27,5"



MONKEY LINK ready
Easily connects accessories with your bike.



ONLINE ORDER



black matt, metallic petrol, black
744-12537



PowerTube
625 Wh ready*

| | | | | | |
|-----------------------|---------------|---|---------------------|-----------|---|
| Antrieb | Drivetrain | Bosch Performance Line CX GEN4 | Kassette | Cassette | SRAM SX CS-PG1210-A1, 11-50T |
| Ladegerät | Charger | 2A | Bremsen | Brakes | Shimano BR-MT420/410 hydraulic disc, 180/180 mm |
| Ladedauer | Charging time | 400 Wh: appx. 6,5 hrs. 500 Wh: appx. 7,5 hrs. 625 Wh: appx. 8,8 hrs. | Lenker | Handlebar | BULLS |
| Display | Display | Bosch Purion | Vorbau | Stem | MTB-i, CCS with internal cable routing |
| Rahmen | Frame | aluminium 6061 | Sattelstütze | Seatpost | BULLS |
| Rahmenhöhe | Framesize | 37 cm / 41 cm / 44 cm / 48 cm | Sattel | Saddle | Selle Royal Vivo |
| Gabel | Fork | BULLS Lytro 34 LOR Air CTS Boost, 120 mm | Naben | Hubs | Shimano HB-MT400-B/ FH-MT200-B |
| Schaltwerk | Gearshift | SRAM SX Eagle RD-SX-1-A1 | Felgen | Rims | BULLS Eccentric 30 tubeless ready |
| Gänge | Gear | 12-speed | Bereifung | Tires | Nobby Nic Performance, 65-584, 27,5 x 2.60 |
| Kurbelgarnitur | Crankset | FSA | Pedale | Pedal | Wellgo, ZZE-01M |

AMINGA EVA TR

black matt, hyper red, black
744-21341

WOMAN | BOSCH

NEW Model!

400 Wh / 500 Wh / 625 Wh

27,5"



MONKEY LINK ready
Easily connects accessories with your bike.



Abbildung ähnlich



ONLINE ORDER



metallic off-white, metallic petrol matt, black matt
744-21441

vintage lavender matt, black
744-21541



PowerTube
625 Wh ready*

| | | | | | |
|-------------------|----------------------|---|-----------------------|------------------|--|
| Antrieb | Drivetrain | Bosch Performance Line CX GEN4 | Kurbelgarnitur | Crankset | FSA |
| Ladegerät | Charger | 2A | Kassette | Cassette | SHIMANO CS-M6100, 10-51T |
| Ladedauer | Charging time | 400 Wh: appx. 6,5 hrs. 500 Wh: appx. 7,5 hrs. 625 Wh: appx. 8,8 hrs. | Bremsen | Brakes | Shimano BR-MT420/410 hydraulic disc, 203/180 mm |
| Display | Display | Bosch Purion | Lenker | Handlebar | BULLS |
| Rahmen | Frame | aluminium 6061 | Vorbau | Stem | MTB-i, CCS with internal cable routing |
| Rahmenhöhe | Framesize | 41 cm / 44 cm / 48 cm / 54 cm | Sattelstütze | Seatpost | Limotec Alpha 1, dropper post |
| Gabel | Fork | BULLS Lytro 35 SL Supreme LOR Air CTS Boost, 120 mm | Sattel | Saddle | Selle Royal Vivo |
| Dämpfer | Shock | SR Suntour Unair LOR8 | Naben | Hubs | Shimano HB-MT400-B/ FH-MT510-B |
| Schaltwerk | Gearshift | Shimano Deore XT RD-M8100-SGS | Felgen | Rims | BULLS Eccentric 30 tubeless ready |
| Gänge | Gear | 12-speed | Bereifung | Tires | Nobby Nic Performance, 65-584, 27,5 x 2.60 |
| | | | Pedale | Pedal | Wellgo, ZZE-01M |

* Adapter für 400 Wh + 500 Wh Akku liegt dem Beipack bei. / * Adapter for 400 Wh + 500 Wh battery is included in the package.

BOSCH
Strong

COPPERHEAD EVO 1 XXL 27,5

STRONG | BOSCH

grey matt, black, metallic lime
744-15341

400 Wh / 500 Wh / 625 Wh



HERREN



MONKEY
LINK ready

Easily connects accessories
with your bike.



ONLINE ORDER

PowerTube
625 Wh ready*

up to **150 kg**
permissible total weight



| | | | | | |
|-----------------------|---------------|--|---------------------|-----------|---|
| Antrieb | Drivetrain | Bosch Performance Line CX GEN4 | Kassette | Cassette | Shimano Altus CS-HG200-9 11-36T |
| Ladegerät | Charger | 2A | Bremsen | Brakes | Shimano BR-MT420/410 hydraulic disc, 203/180 mm |
| Ladedauer | Charging time | 400 Wh: appx. 6,5 hrs. 500 Wh: appx. 7,5 hrs. 625 Wh: appx. 8,8 hrs. | Lenker | Handlebar | Zecure |
| Display | Display | Bosch Purion | Vorbau | Stem | MTB-SL, CCS Slot Mount ready |
| Rahmen | Frame | aluminium 6061 | Sattelstütze | Seatpost | Zecure |
| Rahmenhöhe | Framesize | 41 cm / 44 cm / 48 cm / 54 cm | Sattel | Saddle | Zecure |
| Gabel | Fork | BULLS Lytro 34 BLACK LOR Air CTS Boost, 120 mm | Naben | Hubs | Shimano HB-MT400-B/ FH-MT200-B |
| Schaltwerk | Gearshift | Shimano Alivio RD-M3100-SGS | Felgen | Rims | BULLS Eccentric 30 tubeless ready |
| Gänge | Gear | 9-speed | Bereifung | Tires | Schwalbe Smart Sam K-Guard 65-584, 27.5 x 2.60 |
| Kurbelgarnitur | Crankset | FSA | Pedale | Pedal | Zecure MTB |

* Adapter für 400 Wh + 500 Wh Akku liegt dem Beipack bei. / * Adapter for 400 Wh + 500 Wh battery is included in the package.

COPPERHEAD EVO 1 XXL 29

grey matt, black, metallic lime
744-28944

400 Wh / 500 Wh / 625 Wh

STRONG | BOSCH



HERREN



MONKEY LINK ready
Easily connects accessories with your bike.



ONLINE ORDER

**PowerTube
625 Wh ready***

up to **150 kg**
permissible total weight



BOSCH
PERFORMANCE LINE



| | | |
|-----------------------|---------------|---|
| Antrieb | Drivetrain | Bosch Performance Line CX GEN4 |
| Ladegerät | Charger | 2A |
| Ladedauer | Charging time | 400 Wh: appx. 6,5 hrs. 500 Wh: appx. 7,5 hrs. 625 Wh: appx. 8,8 hrs. |
| Display | Display | Bosch Purion |
| Rahmen | Frame | aluminium 6061 |
| Rahmenhöhe | Framesize | 44 cm / 48 cm / 54 cm / 60 cm |
| Gabel | Fork | BULLS Lytro 34 BLACK LOR Air CTS Boost, 100 mm |
| Schaltwerk | Gearshift | Shimano Alivio RD-M3100-SGS Shadow |
| Gänge | Gear | 10-speed |
| Kurbelgarnitur | Crankset | FSA |

| | | |
|---------------------|-----------|---|
| Kassette | Cassette | Shimano CS-HG200-9, 11-36T |
| Bremsen | Brakes | Shimano BR-MT420/410 hydraulic disc, 203/180 mm |
| Lenker | Handlebar | Zecure |
| Vorbau | Stem | MTB-SL, CCS Slot Mount ready |
| Sattelstütze | Seatpost | Zecure |
| Sattel | Saddle | Zecure |
| Naben | Hubs | Shimano HB-MT400-B/ FH-MT200-B |
| Felgen | Rims | BULLS Eccentric 30 |
| Bereifung | Tires | Schwalbe Smart Sam K-Guard 65-622, 29 x 2.60 |
| Pedale | Pedal | Zecure MTB |

COPPERHEAD EVO 2 XXL 27,5

STRONG | BOSCH

chrome black matt, black, orange
744-16541

400 Wh / 500 Wh / 625 Wh



HERREN



WAVE



MONKEY
LINK ready

Easily connects accessories
with your bike.



ONLINE ORDER



chrome black matt,
black, orange
744-16941

PowerTube
625 Wh ready*

up to **150 kg**
permissible total weight



| | | | | | |
|-----------------------|---------------|---|---------------------|-----------|---|
| Antrieb | Drivetrain | Bosch Performance Line CX GEN4 | Kassette | Cassette | Shimano Deore CS-M4100-10 11-46T |
| Ladegerät | Charger | 2A | Bremsen | Brakes | Shimano BR-MT420/410 hydraulic disc, 203/180 mm |
| Ladedauer | Charging time | 400 Wh: appx. 6,5 hrs. 500 Wh: appx. 7,5 hrs. 625 Wh: appx. 8,8 hrs. | Lenker | Handlebar | Zecure |
| Display | Display | Bosch Purion | Vorbau | Stem | MTB-SL, CCS Slot Mount ready |
| Rahmen | Frame | aluminium 6061 | Sattelstütze | Seatpost | Zecure |
| Rahmenhöhe | Framesize | 41 cm / 44 cm / 48 cm / 54 cm, | Sattel | Saddle | Zecure |
| Gabel | Fork | BULLS Lytro 34 BLACK LOR Air CTS Boost, 120 mm | Naben | Hubs | Shimano HB-MT400-B/ FH-MT200-B |
| Schaltwerk | Gearshift | Shimano Deore RD-M5120SGS Shadow Plus | Felgen | Rims | BULLS Eccentric 30 tubeless ready |
| Gänge | Gear | 10-speed | Bereifung | Tires | Schwalbe Smart Sam K-Guard, 65-584, 27,5 x 2.60 |
| Kurbelgarnitur | Crankset | FSA | Pedale | Pedal | Zecure MTB |

* Adapter für 400 Wh + 500 Wh Akku liegt dem Beipack bei. / * Adapter for 400 Wh + 500 Wh battery is included in the package.

COPPERHEAD EVO 2 XXL 29

chrome black matt, black, orange
744-31344

STRONG | BOSCH

400 Wh / 500 Wh / 625 Wh



HERREN



MONKEY LINK ready
Easily connects accessories with your bike.



ONLINE ORDER

PowerTube
625 Wh ready*

up to **150 kg**
permissible total weight



BOSCH
PERFORMANCE LINE



| | | |
|-----------------------|---------------|---|
| Antrieb | Drivetrain | Bosch Performance Line CX GEN4 |
| Ladegerät | Charger | 2A |
| Ladedauer | Charging time | 400 Wh: appx. 6,5 hrs. 500 Wh: appx. 7,5 hrs. 625 Wh: appx. 8,8 hrs. |
| Display | Display | Bosch Purion |
| Rahmen | Frame | aluminium 6061 |
| Rahmenhöhe | Framesize | 44 cm / 48 cm / 54 cm / 60 cm |
| Gabel | Fork | BULLS Lytro 34 BLACK LOR Air CTS Boost, 120 mm |
| Schaltwerk | Gearshift | Shimano Deore RD-M5120SGS Shadow Plus |
| Gänge | Gear | 10-speed |
| Kurbelgarnitur | Crankset | FSA |

| | | |
|---------------------|-----------|---|
| Kassette | Cassette | Shimano Deore CS-M4100-10, 11-46T |
| Bremsen | Brakes | Shimano BR-MT420/410 hydraulic disc, 203/180 mm |
| Lenker | Handlebar | Zecure |
| Vorbau | Stem | MTB-SL, CCS Slot Mount ready |
| Sattelstütze | Seatpost | Zecure |
| Sattel | Saddle | Zecure |
| Naben | Hubs | Shimano HB-MT400-B/ FH-MT200-B |
| Felgen | Rims | BULLS Eccentric 30 tubeless ready |
| Bereifung | Tires | Smart Sam K-Guard, 65-622, 29 x 2.60 |
| Pedale | Pedal | Zecure MTB |

COPPERHEAD EVO 3 XXL 27,5

STRONG | BOSCH

black matt, black
744-18141

400 Wh / 500 Wh / 625 Wh

27,5

HERREN



WAVE



MONKEY
LINK ready

Easily connects accessories
with your bike.



ONLINE ORDER



black matt, black
744-18541

PowerTube
625 Wh ready*

up to **150 kg**
permissible total weight



| | | | | | |
|-----------------------|---------------|---|---------------------|-----------|---|
| Antrieb | Drivetrain | Bosch Performance Line CX GEN4 | Kassette | Cassette | Shimano Altus CS-HG200-9, 11-36T |
| Ladegerät | Charger | 2A | Bremsen | Brakes | Shimano BR-MT420/410 hydraulic disc, 203/180 mm |
| Ladedauer | Charging time | 400 Wh: appx. 6,5 hrs. 500 Wh: appx. 7,5 hrs. 625 Wh: appx. 8,8 hrs. | Lenker | Handlebar | Zecure |
| Display | Display | Bosch Purion | Vorbau | Stem | MTB-SL, CCS Slot Mount ready |
| Rahmen | Frame | aluminium 6061 | Sattelstütze | Seatpost | Zecure |
| Rahmenhöhe | Framesize | 41 cm / 44 cm / 48 cm / 54 cm, | Sattel | Saddle | Zecure |
| Gabel | Fork | BULLS Lytro 34 BLACK LOR Air CTS Boost, 100 mm | Naben | Hubs | Shimano HB-MT400-B/ HB-MT400-B |
| Schaltwerk | Gearshift | SRAM SX Eagle RD-SX-1-A1 | Felgen | Rims | BULLS Eccentric 30 |
| Gänge | Gear | 12-speed | Bereifung | Tires | Smart Sam K-Guard, 65-584, 27,5 x 2.60 |
| Kurbelgarnitur | Crankset | FSA | Pedale | Pedal | Zecure MTB |

* Adapter für 400 Wh + 500 Wh Akku liegt dem Beipack bei. / * Adapter for 400 Wh + 500 Wh battery is included in the package.

COPPERHEAD EVO 3 XXL 29

black matt, black
744-32144

STRONG | BOSCH

400 Wh / 500 Wh / 625 Wh



HERREN



MONKEY LINK ready
Easily connects accessories with your bike.



ONLINE ORDER

**PowerTube
625 Wh ready***

up to **150 kg**
permissible total weight



BOSCH
PERFORMANCE LINE



| | | |
|-----------------------|---------------|---|
| Antrieb | Drivetrain | Bosch Performance Line CX GEN4 |
| Ladegerät | Charger | 2A |
| Ladedauer | Charging time | 400 Wh: appx. 6,5 hrs. 500 Wh: appx. 7,5 hrs. 625 Wh: appx. 8,8 hrs. |
| Display | Display | Bosch Purion |
| Rahmen | Frame | aluminium 6061 |
| Rahmenhöhe | Framesize | 44 cm / 48 cm / 54 cm / 60 cm |
| Gabel | Fork | BULLS Lytro 34 BLACK LOR Air CTS Boost, 100 mm |
| Schaltwerk | Gearshift | Shimano XT RD-M8100-SGS, Shadow Plus |
| Gänge | Gear | 12-speed |
| Kurbelgarnitur | Crankset | FSA |

| | | |
|---------------------|-----------|---|
| Kassette | Cassette | Shimano Deore CS-M6100, 10-51T |
| Bremsen | Brakes | Shimano BR-MT420/410 hydraulic disc, 203/180 mm |
| Lenker | Handlebar | Zecure |
| Vorbau | Stem | MTB-SL, CCS Slot Mount ready |
| Sattelstütze | Seatpost | Zecure |
| Sattel | Saddle | Zecure |
| Naben | Hubs | Shimano HB-MT400-B/ FH-MT201-B |
| Felgen | Rims | BULLS Eccentric 30 tubeless ready |
| Bereifung | Tires | Smart Sam K-Guard, 65-622, 29 x 2.60 |
| Pedale | Pedal | Zecure MTB |

COPPERHEAD EVO 2 XXL STREET

STRONG | BOSCH

black matt, grey matt, metallic lime
744-17341

400 Wh / 500 Wh / 625 Wh

27,5

HERREN



WAVE



Abbildung ähnlich



ONLINE ORDER



white, grey matt, black,
metallic lime
744-17841

PowerTube
625 Wh ready*



VIDEO
ON MEMBERS
AVAILABLE



up to **150 kg**
permissible total weight

| | | |
|-----------------------|----------------------|---|
| Antrieb | Drivetrain | Bosch Performance Line CX GEN4 |
| Ladegerät | Charger | 2A |
| Ladedauer | Charging time | 400 Wh: appx. 6,5 hrs. 500 Wh: appx. 7,5 hrs. 625 Wh: appx. 8,8 hrs. |
| Display | Display | Bosch Purion |
| Rahmen | Frame | aluminium 6061 |
| Rahmenhöhe | Framesize | 41 cm / 44 cm / 48 cm / 54 cm, |
| Gabel | Fork | BULLS Lytro 34 LOR Air CTS Boost, 120 mm |
| Schaltwerk | Gearshift | Shimano Deore RD-M5120SGS, Shadow Plus |
| Gänge | Gear | 10-speed |
| Kurbelgarnitur | Crankset | Samox |
| Kassette | Cassette | Shimano Deore CS-M4100-10 11-42T |
| Bremsen | Brakes | Shimano BR-MT420/410 hydraulic disc, 203/180 mm |

| | | |
|---------------------|------------------|---|
| Lenker | Handlebar | Zecure |
| Vorbau | Stem | aluminium slot stem |
| Sattelstütze | Seatpost | Limotec Alpha 1Z dropper post |
| Sattel | Saddle | Zecure |
| Naben | Hubs | Shimano HB-MT400-B/ FH-MT200-B |
| Felgen | Rims | BULLS Eccentric 30 tubeless ready |
| Bereifung | Tires | Schwalbe Smart Sam Performance 65-584, 27,5 x 2.60 |
| Pedale | Pedal | Zecure MTB |
| Scheinwerfer | Headlight | Fuxon FFS-70 EB, 30 Lux with day light and sensor |
| Rücklicht | Taillight | Fuxon RL-Mini-EB |

* Adapter für 400 Wh + 500 Wh Akku liegt dem Beipack bei. / * Adapter for 400 Wh + 500 Wh battery is included in the package.

BOSCH

Mountain Street

COPPERHEAD E2 STREET

MOUNTAIN STREET | BOSCH

black matt, black, chrome petrol, chrome
744-04541

400 Wh / 500 Wh

27,5

HERREN



WAVE



Abbildung ähnlich



ONLINE ORDER



black matt, black,
chrome petrol, chrome
744-04941



BOSCH
PERFORMANCE LINE



| | | | | | |
|-----------------------|---------------|--|---------------------|-----------|---|
| Antrieb | Drivetrain | Bosch Performance Line CX GEN4 | Bremsen | Brakes | Tektro HD-M275 hydraulic disc, 180/180 mm |
| Ladegerät | Charger | 2A | Lenker | Handlebar | STYX |
| Ladedauer | Charging time | 400 Wh: appx. 6,5 hrs. 500 Wh: appx. 7,5 hrs. | Vorbau | Stem | MTB-S, CCS Slot Mount ready |
| Display | Display | Bosch Purion | Sattelstütze | Seatpost | STYX, 10 mm Offset |
| Rahmen | Frame | aluminium 6061 | Sattel | Saddle | BULLS |
| Rahmenhöhe | Framesize | 41 cm / 44 cm / 48 cm / 54 cm, | Naben | Hubs | Formula DC-20FQR/ DC-22RQR |
| Gabel | Fork | SR Suntour XCM ATB DS HLO, 100 mm | Felgen | Rims | STYX DDM-2 |
| Schaltwerk | Gearshift | Shimano Deore RD-M592SGS | Bereifung | Tires | Ace of Pace, 57-584, 27,5 x 2,25 |
| Gänge | Gear | 9-speed | Radschützer | fenders | SKS Velo 65 |
| Kurbelgarnitur | Crankset | FSA | Pedale | Pedal | Wellgo C-098DU black body |
| Kassette | Cassette | Shimano CS-HG200-9, 11-36T | Scheinwerfer | Headlight | Fuxon FS-50 EB, 50 Lux |
| | | | Rücklicht | Taillight | Fuxon Mini-RL |

COPPERHEAD EVO 1 STREET 27,5

MOUNTAIN STREET | BOSCH

chrome black matt, black, chrome red
744-10541

400 Wh / 500 Wh / 625 Wh



HERREN



WAVE



ONLINE ORDER



PowerTube
625 Wh ready*

| | | | | | |
|-----------------------|----------------------|---|---------------------|------------------|---|
| Antrieb | Drivetrain | Bosch Performance Line CX GEN4 | Bremsen | Brakes | Tektro HD-M275 hydraulic disc, 180/180 mm |
| Ladegerät | Charger | 2A | Lenker | Handlebar | STYX |
| Ladedauer | Charging time | 400 Wh: appx. 6,5 hrs. 500 Wh: appx. 7,5 hrs. 625 Wh: appx. 8,8 hrs. | Vorbau | Stem | aluminium |
| Display | Display | Bosch Purion | Sattelstütze | Seatpost | Limotec Alpha AIZ, dropper post |
| Rahmen | Frame | aluminium 6061 | Sattel | Saddle | BULLS |
| Rahmenhöhe | Framesize | 41 cm / 44 cm / 48 cm / 54 cm, | Naben | Hubs | Formula DC-20FQR/ Formula DC-22RQR |
| Gabel | Fork | SR Suntour XCM ATB DS HLO, 100 mm | Felgen | Rims | STYX DDM-2 |
| Schaltwerk | Gearshift | Shimano Alivio RD-M3100-SGS | Bereifung | Tires | Ace of Pace, 57-584, 27,5 x 2.25 |
| Gänge | Gear | 9-speed | Radschützer | fenders | SKS Velo 65 |
| Kurbelgarnitur | Crankset | FSA | Pedale | Pedal | Wellgo C-098DU black body |
| Kassette | Cassette | Shimano Altus CS-HG200-9, 11-36T | Scheinwerfer | Headlight | Fuxon FS-50 EB, 50 Lux |
| | | | Rücklicht | Taillight | Fuxon Mini-RL |

COPPERHEAD EVO 1 STREET 29

MOUNTAIN STREET | BOSCH

chrome black matt, black, chrome red
744-28144

400 Wh / 500 Wh / 625 Wh



HERREN



ONLINE ORDER



PowerTube
625 Wh ready*

| | | | | | |
|-----------------------|---------------|---|---------------------|-----------|---|
| Antrieb | Drivetrain | Bosch Performance Line CX GEN4 | Bremsen | Brakes | Tektro HD-M275 hydraulic disc, 180/180 mm |
| Ladegerät | Charger | 2A | Lenker | Handlebar | STYX |
| Ladedauer | Charging time | 400 Wh: appx. 6,5 hrs. 500 Wh: appx. 7,5 hrs. 625 Wh: appx. 8,8 hrs. | Vorbau | Stem | MTB-SL, CCS Slot Mount ready |
| Display | Display | Bosch Purion | Sattelstütze | Seatpost | Limotec A3Z dropper + suspension post |
| Rahmen | Frame | aluminium 6061 | Sattel | Saddle | STYX |
| Rahmenhöhe | Framesize | 44 cm / 48 cm / 54 cm / 60 cm | Naben | Hubs | Formula DC-20FQR/ DC-22RQR |
| Gabel | Fork | SR Suntour XCM ATB DS HLO, 100 mm | Felgen | Rims | STYX DDM-2 |
| Schaltwerk | Gearshift | Shimano Alivio RD-M3100-SGS | Bereifung | Tires | Ace of Pace, 57-622, 29 x 2.25 |
| Gänge | Gear | 9-speed | Pedale | Pedal | Wellgo C-098DU black body |
| Kurbelgarnitur | Crankset | Samox | Scheinwerfer | Headlight | FS-50 EB, 50 Lux |
| Kassette | Cassette | Shimano Altus CS-HG200-9 11-36T | Rücklicht | Taillight | Fuxon Mini-RL |

* Adapter für 400 Wh + 500 Wh Akku liegt dem Beipack bei. / * Adapter for 400 Wh + 500 Wh battery is included in the package.

COPPERHEAD EVO 2 STREET

MOUNTAIN STREET | BOSCH

black matt, grey matt, black, metallic lime
744-10941

400 Wh / 500 Wh / 625 Wh



HERREN



WAVE



ONLINE ORDER



white, grey matt, black,
metallic lime
744-11441



black matt, black, white
744-11341



BOSCH
PERFORMANCE LINE



PowerTube
625 Wh ready*

| | | | | | |
|-----------------------|----------------------|--|---------------------|------------------|--|
| Antrieb | Drivetrain | Bosch Performance Line CX GEN4 | Bremsen | Brakes | Tektro HD-M275 hydraulic disc, 180/180 mm |
| Ladegerät | Charger | 2A | Lenker | Handlebar | STYX |
| Ladedauer | Charging time | 400 Wh: appx. 6,5 hrs. 500 Wh: appx. 7,5 hrs. 625Wh: appx. 8,8 hrs. | Vorbau | Stem | MTB-SL, CCS Slot Mount ready |
| Display | Display | Bosch Purion | Sattelstütze | Seatpost | Limotec Alpha A3Z, dropper + suspension post |
| Rahmen | Frame | aluminium 6061 | Sattel | Saddle | STYX |
| Rahmenhöhe | Framesize | 41 cm / 44 cm / 48 cm / 54 cm, | Naben | Hubs | Formula DC-20FQR/ DC-22RQR |
| Gabel | Fork | SR Suntour XCR-32 LOR Air DS, 100 mm | Felgen | Rims | STYX DDM-2 |
| Schaltwerk | Gearshift | Shimano Deore RD-M5120SGS Shadow Plus | Bereifung | Tires | Ace of Pace, 57-584, 27,5 x 2.25 |
| Gänge | Gear | 10-speed | Radschützer | fenders | SKS Velo 65 |
| Kurbelgarnitur | Crankset | FSA | Pedale | Pedal | Wellgo C-098DU black body |
| Kassette | Cassette | Shimano Deore CS-M4100-10, 11-42T | Scheinwerfer | Headlight | Fuxon FS-70 EB, 70 Lux with day light and sensor |
| | | | Rücklicht | Taillight | Fuxon Mini-RL |

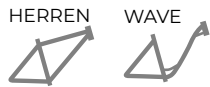
COPPERHEAD EVO 3 STREET

MOUNTAIN STREET | BOSCH

red, black matt
724-13841

400 Wh / 500 Wh / 625 Wh

27,5



MONKEY LINK ready
Easily connects accessories with your bike.



ONLINE ORDER



red, black matt
724-14141



PowerTube
625 Wh ready*

| | | | | | |
|-----------------------|---------------|---|---------------------|-----------|---|
| Antrieb | Drivetrain | Bosch Performance Line CX GEN4 | Lenker | Handlebar | BULLS |
| Ladegerät | Charger | 2A | Vorbau | Stem | SUV-i, CCS with internal cable routing and adjustable |
| Ladedauer | Charging time | 400 Wh: appx. 6,5 hrs. 500 Wh: appx. 7,5 hrs. 625 Wh: appx. 8,8 hrs. | Sattelstütze | Seatpost | Limotec Alpha A3Z, dropper + suspension post |
| Display | Display | Bosch Purion | Sattel | Saddle | Selle Royal Vivo |
| Rahmen | Frame | aluminium 6061 | Naben | Hubs | Formula CL-811/ CL2241QR |
| Rahmenhöhe | Framesize | 41 cm / 44 cm / 48 cm / 54 cm | Felgen | Rims | BULLS Eccentric 30 tubeless ready |
| Gabel | Fork | BULLS Lytro 34 BLACK LOR Air CTS Boost, 120 mm | Bereifung | Tires | Smart Sam Performance, 60-584, 27,5 x 2.35 |
| Schaltwerk | Gearshift | SRAM SX Eagle RD-SX-1-A1 | Radschützer | fenders | SKS Velo 65 |
| Gänge | Gear | 12-speed | Pedale | Pedal | Wellgo C-098DU black body |
| Kurbelgarnitur | Crankset | FSA | Scheinwerfer | Headlight | Fuxon DHL-F170, 70 Lux |
| Kassette | Cassette | SRAM SX CS-PG1210-A1, 11-50T | Rücklicht | Taillight | Fuxon RL-Mini-EB |
| Bremsen | Brakes | Shimano BR-MT420/410 hydraulic disc, 180/180 mm | Gepäckträger | Carrier | i-RACK II system carrier |

* Adapter für 400 Wh + 500 Wh Akku liegt dem Beipack bei. / * Adapter for 400 Wh + 500 Wh battery is included in the package.

BOSCH

SUV

ADVENTURE EVO AM

silver, black matt, grey matt, teal metallic fading
724-21641

SUV | BOSCH

900 Wh / 1000 Wh / 1125 Wh

27,5

HERREN



MONKEY LINK ready
Easily connects accessories with your bike.



ONLINE ORDER



| | | | | | |
|-----------------------|----------------------|---|---------------------|------------------|--|
| Antrieb | Drivetrain | Bosch Performance Line GEN3 | Kassette | Cassette | Shimano SLX CS-M7100 10-51T |
| Ladegerät | Charger | 2A | Bremsen | Brakes | Magura MT5 hydraulic disc, 203/203 mm |
| Ladedauer | Charging time | PowerTube: 400 Wh & PowerPack: 500 Wh: appx. 7 hrs. | Lenker | Handlebar | Zecure |
| Display | Display | Bosch KIOX | Vorbau | Stem | AS-MTBI, internal cable routing |
| Rahmen | Frame | aluminium | Sattelstütze | Seatpost | Limotec DP01 dropper post |
| Rahmenhöhe | Framesize | 41 cm / 44 cm / 48 cm / 54 cm | Sattel | Saddle | Selle Royal Vivo |
| Gabel | Fork | Fox 36 Float Rhythm 150 mm | Naben | Hubs | Shimano |
| Dämpfer | Shock | Fox Float DPS Performance 150 mm | Felgen | Rims | BULLS Eccentric 35, tubeless ready |
| Schaltwerk | Gearshift | Shimano Deore XT RD-M8120-SGS with SLX shifter | Bereifung | Tires | Schwalbe Magic Mary Evo SnakeSkin TLE / Hans Dampf Evo SnakeSkin TLE 70-584, 27,5 x 2.80 |
| Gänge | Gear | 12-speed | Radschützer | Fender | aluminium |
| Kurbelgarnitur | Crankset | FSA | Pedale | Pedals | BULLS MTB |

ICONIC EVO 1 27,5

emerald green matt, black
744-12941

SUV | BOSCH

400 Wh / 500 Wh / 625 Wh

27,5

HERREN

WAVE



Abbildung ähnlich



ONLINE ORDER



emerald green matt,
black, stone grey
744-13341



PowerTube
625 Wh ready*

| | | |
|-----------------------|----------------------|--|
| Antrieb | Drivetrain | Bosch Performance Line GEN3 |
| Ladegerät | Charger | 2A |
| Ladedauer | Charging time | 400 Wh: appx. 6,5 hrs. 500 Wh: appx. 7,5 hrs. 625 Wh: appx. 8,8 hrs. |
| Display | Display | Bosch Purion |
| Rahmen | Frame | aluminium 6061 |
| Rahmenhöhe | Framesize | ♂ 41 cm / 44 cm / 48 cm / 54 cm / 60 cm, Wave 41 cm / 44 cm / 48 cm / 54 cm |
| Gabel | Fork | SR Suntour XCM DS HLO, 100 mm |
| Schaltwerk | Gearshift | Shimano Deore RD-M5120SCS Shadow Plus |
| Gänge | Gear | 10-speed |
| Kurbelgarnitur | Crankset | Samox/FSA |
| Kassette | Cassette | Shimano Deore CS-M4100-10, 11-42T |

| | | |
|---------------------|------------------|--|
| Bremsen | Brakes | Shimano BR-MT200 hydraulic disc, 180/180 mm |
| Lenker | Handlebar | STYX |
| Vorbau | Stem | aluminium adjustable |
| Sattelstütze | Seatpost | STYX |
| Sattel | Saddle | BULLS Iconic |
| Naben | Hubs | Formula CL-25QR/ Shimano FH-MT200-B |
| Felgen | Rims | BULLS Eccentric 30 tubeless ready |
| Bereifung | Tires | Supero All Ground, 62-584, 27,5 x 2.40 |
| Radschützer | fenders | aluminium |
| Pedale | Pedals | Wellgo C-098DU black body |
| Scheinwerfer | Headlight | Fuxon FS-50 EB, 50 Lux |
| Rücklicht | Taillight | Supernova E3 |
| Gepäckträger | Carrier | i-RACK II system carrier |

ICONIC EVO 1 29

emerald green matt, black, stone grey
744-30144

SUV | BOSCH

400 Wh / 500 Wh / 625 Wh



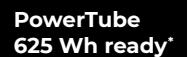
HERREN



Abbildung ähnlich



ONLINE ORDER



| | | | | | |
|-----------------------|---------------|---|---------------------|-----------|---|
| Antrieb | Drivetrain | Bosch Performance Line GEN3 | Lenker | Handlebar | STYX |
| Ladegerät | Charger | 2A | Vorbau | Stem | aluminium adjustable |
| Ladedauer | Charging time | 400 Wh: appx. 6,5 hrs. 500 Wh: appx. 7,5 hrs. 625 Wh: appx. 8,8 hrs. | Sattelstütze | Seatpost | Limotec Alpha 3, A3-Z suspension dropper post |
| Display | Display | Bosch Purion | Sattel | Saddle | BULLS Iconic |
| Rahmen | Frame | aluminium 6061 | Naben | Hubs | Formula CL-25QR/ Shimano FH-MT200-B |
| Rahmenhöhe | Framesize | 44 cm / 48 cm / 54 cm / 60 cm | Felgen | Rims | BULLS Eccentric 30 |
| Gabel | Fork | SR Suntour XCM ATB DS HLO, 100 mm | Bereifung | Tires | Supero All Ground 62-622, 29 x 2.40 |
| Schaltwerk | Gearshift | Shimano Deore RD-M5120SGS Shadow Plus | Radschützer | fender | aluminium |
| Gänge | Gear | 10-speed | Pedale | Pedals | Wellgo C-098DU black body |
| Kurbelgarnitur | Crankset | Samox/FSA | Scheinwerfer | Headlight | Fuxon FS-50 EB, 50 Lux |
| Kassette | Cassette | Shimano Deore CS-M4100-10, 11-42T | Rücklicht | Taillight | Supernova E3 |
| Bremsen | Brakes | Shimano BR-MT200 hydraulic disc, 180/180 mm | Gepäckträger | Carrier | i-RACK II system carrier with MonkeyLoad |

* Adapter für 400 Wh + 500 Wh Akku liegt dem Beipack bei. / * Adapter for 400 Wh + 500 Wh battery is included in the package.

ICONIC EVO 2 27,5

steel blue grey matt, black, pearl gold
744-13741

SUV | BOSCH

400 Wh 500 Wh 625 Wh



HERREN

WAVE



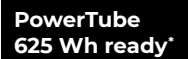
Abbildung ähnlich



ONLINE ORDER



steel blue grey matt, black,
pearl gold
744-14141



| | | |
|-----------------------|----------------------|--|
| Antrieb | Drivetrain | Bosch Performance Line CX GEN4 |
| Ladegerät | Charger | 2A |
| Ladedauer | Charging time | 400 Wh: appx. 6,5 hrs. 500 Wh: appx. 7,5 hrs. 625 Wh: appx. 8,8 hrs. |
| Display | Display | Bosch Purion |
| Rahmen | Frame | aluminium 6061 |
| Rahmenhöhe | Framesize | ♂ 41 cm / 44 cm / 48 cm / 54 cm / 60 cm, Wave 41 cm / 44 cm / 48 cm / 54 cm |
| Gabel | Fork | SR Suntour XCM DS HLO, 100 mm |
| Schaltwerk | Gearshift | Shimano Deore RD-M5100-SGS Shadow Plus |
| Gänge | Gear | 11-speed |
| Kurbelgarnitur | Crankset | Samox |
| Kassette | Cassette | Shimano Deore CS-M5100-11, 11-51T |

| | | |
|---------------------|------------------|--|
| Bremsen | Brakes | Shimano Altus BR-MT200 hydraulic disc, 180/180 mm Center Lock |
| Lenker | Handlebar | STYX |
| Vorbau | Stem | aluminium slot stem |
| Sattelstütze | Seatpost | Limotec Alpha A3Z dropper + suspension post |
| Sattel | Saddle | BULLS |
| Naben | Hubs | Formula CL-25QR/ Shimano FH-MT200-B |
| Felgen | Rims | BULLS Eccentric 30 tubeless ready |
| Bereifung | Tires | Supero All Ground 62-584, 27,5 x 2.40 |
| Radschützer | fender | aluminium |
| Pedale | Pedals | Wellgo C-098DU black body |
| Scheinwerfer | Headlight | Fuxon FS-50 EB, 50 Lux |
| Rücklicht | Taillight | Supernova E3 |
| Gepäckträger | Carrier | i-RACK II system carrier with MonkeyLoad |

ICONIC EVO TR 1

chrome black matt, black, copper
744-21741

SUV | BOSCH

400 Wh / 500 Wh / 625 Wh

27,5

HERREN



Abbildung ähnlich



ONLINE ORDER



PowerTube
625 Wh ready*

| | | | | | |
|-----------------------|----------------------|---|---------------------|------------------|---|
| Antrieb | Drivetrain | Bosch Performance Line CX GEN4 | Bremsen | Brakes | Shimano BR-MT420/410 hydraulic disc, 203/180 mm |
| Ladegerät | Charger | 2A | Lenker | Handlebar | BULLS |
| Ladedauer | Charging time | 400 Wh: appx. 6,5 hrs. 500 Wh: appx. 7,5 hrs. 625 Wh: appx. 8,8 hrs. | Vorbau | Stem | SUV-i, slot stem |
| Display | Display | Bosch Kiox | Sattelstütze | Seatpost | Limotec Alpha AIZ, dropper post |
| Rahmen | Frame | aluminium 6061 | Sattel | Saddle | BULLS |
| Rahmenhöhe | Framesize | 41 cm / 44 cm / 48 cm / 54 cm | Naben | Hubs | Shimano HB-MT400-B/ FH-MT400-B |
| Gabel | Fork | BULLS Lytro 34 BLACK LOR Air CTS Boost, 120 mm | Felgen | Rims | BULLS Eccentric 30 tubeless ready |
| Dämpfer | Shock | SR Suntour Unair LOR8 | Bereifung | Tires | Supero All Ground, 62-584, 27.5 x 2.40 |
| Schaltwerk | Gearshift | Shimano Deore RD-M5120-SGS Shadow Plus | Radschützer | Fender | aluminium |
| Gänge | Gear | 10-speed | Pedale | Pedals | Wellgo C-098DU black body |
| Kurbelgarnitur | Crankset | FSA | Scheinwerfer | Headlight | Fuxon FS-70, 70 Lux with daylight and sensor |
| Kassette | Cassette | Shimano Deore CS-M4100-10, 11-46T | Rücklicht | Taillight | Supernova E3 |

* Adapter für 400 Wh + 500 Wh Akku liegt dem Beipack bei. / * Adapter for 400 Wh + 500 Wh battery is included in the package.

ICONIC EVO TR 2

silver, black matt, teal metallic
744-22541

SUV | BOSCH

400 Wh / 500 Wh / 625 Wh



HERREN



Abbildung ähnlich



ONLINE ORDER

PowerTube
625 Wh ready*



VIDEO
ON MEMBERS
AVAILABLE

| | | |
|-----------------------|---------------|---|
| Antrieb | Drivetrain | Bosch Performance Line CX GEN4 |
| Ladegerät | Charger | 2A |
| Ladedauer | Charging time | 400 Wh: appx. 6,5 hrs. 500 Wh: appx. 7,5 hrs. 625 Wh: appx. 8,8 hrs. |
| Display | Display | Bosch Kiox |
| Rahmen | Frame | aluminium |
| Rahmenhöhe | Framesize | 41 cm / 44 cm / 48 cm / 54 cm |
| Gabel | Fork | BULLS Lytro 34 BLACK LOR Air CTS Boost, 120 mm |
| Dämpfer | Shock | SR Suntour Unair LOR8 |
| Schaltwerk | Gearshift | Shimano Deore XT RD-M8100-12-SGS Shadow Plus |
| Gänge | Gear | 12-speed |
| Kurbelgarnitur | Crankset | FSA |
| Kassette | Cassette | Shimano Deore CS-M6100-12, 10-51T |

| | | |
|---------------------|-----------|--|
| Bremsen | Brakes | Shimano BR-MT420/410 hydraulic disc, 203/180 mm |
| Lenker | Handlebar | BULLS |
| Vorbau | Stem | SUV-i, adjustable, integrated cable routing |
| Sattelstütze | Seatpost | Limotec Alpha AIZ dropper post |
| Sattel | Saddle | BULLS |
| Naben | Hubs | Shimano HB-MT410-B/ FH-MT500-B |
| Felgen | Rims | BULLS Eccentric 30 tubeless ready |
| Bereifung | Tires | Supero All Ground, 62-584, 27,5 x 2.40 |
| Radschützer | Fender | aluminium |
| Pedale | Pedals | Wellgo C-098DU black body |
| Scheinwerfer | Headlight | Fuxon FF-100 EB, with day light and sensor |
| Rücklicht | Taillight | Supernova E3 |
| Gepäckträger | Carrier | i-RACK II system carrier |

BOSCH
City/Trekking

CROSS STREET E1

grey matt, black matt, orange matt
744-35045

CITY/TREKKING | BOSCH

0%

28


HERREN TRAPEZ



Abbildung ähnlich



ONLINE ORDER



grey matt, black matt,
orange matt
744-35445



black, white, green
744-34945



| | | | | | |
|-----------------------|----------------------|---|---------------------|------------------|---|
| Antrieb | Drivetrain | Bosch Performance Line CX GEN4 | Bremsen | Brakes | Tektro HD-T275 hydraulic disc, 180/180 mm |
| Ladegerät | Charger | 2A | Lenker | Handlebar | STYX |
| Ladedauer | Charging time | 400 Wh: appx. 6,5 hrs. 500 Wh: appx. 7,5 hrs. | Vorbau | Stem | MTB-S, CCS Slot Mount ready |
| Display | Display | Bosch Intuvia | Sattelstütze | Seatpost | STYX |
| Rahmen | Frame | aluminium 6061 | Sattel | Saddle | BULLS |
| Rahmenhöhe | Framesize | ♂ 45 cm / 50 cm / 55 cm / 60 cm; ♀ 45 cm / 50 cm / 55 cm | Naben | Hubs | Formula DC-20FQR/ DC-22RQR |
| Gabel | Fork | SR Suntour NEX-E25 DS, 63 mm | Felgen | Rims | STYX DDM-2 |
| Schaltwerk | Gearshift | Shimano Deore RD-M592-SGS | Bereifung | Tires | Supero Ranger, 47-622, 28 x 1.75 |
| Gänge | Gear | 9-speed | Pedale | Pedals | Wellgo C-098DU black body |
| Kurbelgarnitur | Crankset | FSA | Scheinwerfer | Headlight | Fuxon FS-50 EB, 50 Lux |
| Kassette | Cassette | Shimano CS-HG200-9, 11-36T | Rücklicht | Taillight | Fuxon R-232 EB |
| | | | Gepäckträger | Carrier | i-RACK II system carrier |

CROSS EVO

light grey matt, rainbow petrol, black
744-35745

400 Wh / 500 Wh / 625 Wh

CITY/TREKKING | BOSCH

NEW Model!



HERREN TRAPEZ



Abbildung ähnlich



ONLINE ORDER



vintage lavender matt,
dark berry, black
744-35945



**PowerTube
625 Wh ready***

| | | |
|-----------------------|----------------------|---|
| Antrieb | Drivetrain | Bosch Performance Line CX GEN4 |
| Ladegerät | Charger | 2A |
| Ladedauer | Charging time | 400 Wh: appx. 6,5 hrs. 500 Wh: appx. 7,5 hrs. 625 Wh: appx. 8,8 hrs. |
| Display | Display | Bosch Purion |
| Rahmen | Frame | aluminium 6061 |
| Rahmenhöhe | Framesize | ♂ 45 cm / 50 cm / 55 cm / 60 cm; ♀ 45 cm / 50 cm / 55 cm |
| Gabel | Fork | SR Suntour NEX-E25 DS HLO, 63 mm |
| Schaltwerk | Gearshift | Shimano Acera RD-M3100-SGS Shadow Plus |
| Gänge | Gear | 9-speed |
| Kurbelgarnitur | Crankset | Samox/FSA |

| | | |
|---------------------|------------------|--|
| Kassette | Cassette | Shimano Altus CS-HG201-9 11-36T |
| Bremsen | Brakes | Tektro HD-T275 hydraulic disc 180/160 mm 6-Bolt |
| Lenker | Handlebar | STYX |
| Vorbau | Stem | MTB-SL, CCS Slot Mount ready |
| Sattelstütze | Seatpost | STYX |
| Sattel | Saddle | BULLS |
| Naben | Hubs | Formula DC-20FQR/ DC-22RQR |
| Felgen | Rims | STYX DDM-2 |
| Bereifung | Tires | Supero Ranger, 47-622, 2,8 x 1,75 |
| Pedale | Pedals | Wellgo C-098DU black body |
| Scheinwerfer | Headlight | Fuxon F-16 EB |
| Rücklicht | Taillight | Fuxon RL-Mini-EB |

LANDSCAPE EVO

CITY/TREKKING | BOSCH

concours blue, black matt, premium red
744-33345

NEW Model!

400 Wh / 500 Wh / 625 Wh



Abbildung ähnlich



ONLINE ORDER



hyper red, black
744-33645



concours blue, black matt,
premium red
744-33745



**PowerTube
625 Wh ready***

| | | | | | |
|-----------------------|----------------------|---|---------------------|------------------|--|
| Antrieb | Drivetrain | Bosch Performance Line GEN3 | Lenker | Handlebar | STYX |
| Ladegerät | Charger | 2A | Vorbau | Stem | aluminium adjustable |
| Ladedauer | Charging time | 400 Wh: appx. 6,5 hrs. 500 Wh: appx. 7,5 hrs. 625 Wh: appx. 8,8 hrs. | Sattelstütze | Seatpost | STYX, 10 mm Offset |
| Display | Display | Bosch Purion | Sattel | Saddle | Comodoro |
| Rahmen | Frame | aluminium 6061 | Naben | Hubs | Formula DC-20FQR/ DC-22RQR |
| Rahmenhöhe | Framesize | ♂ 45 cm / 50 cm / 55 cm / 60 cm, ♀ + Wave 45 cm / 50 cm / 55 cm | Felgen | Rims | STYX DDM-2 |
| Gabel | Fork | SR Suntour XCM ATB DS HLO, 100 mm | Bereifung | Tires | Schwalbe Smart Sam Performance with reflex 57-622, 29 x 2.25 |
| Schaltwerk | Gearshift | Shimano Alivio RD-M3100 | Radschützer | Fenders | aluminium |
| Gänge | Gear | 9-speed | Pedale | Pedal | Wellgo C-098DU black body |
| Kurbelgarnitur | Crankset | FSA | Scheinwerfer | Headlight | Fuxon FS-50 EB, 50 Lux |
| Kassette | Cassette | Shimano CS-HG200-9, 11-36T | Rücklicht | Taillight | Fuxon R-232 EB, LED |
| Bremsen | Brakes | Shimano BR-MT200 hydraulic disc, 180/180 mm | Gepäckträger | Rack | i-RACK II system carrier with MonkeyLoad |

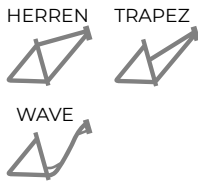
* Adapter für 400 Wh + 500 Wh Akku liegt dem Beipack bei. / * Adapter for 400 Wh + 500 Wh battery is included in the package.

CROSS FLYER EVO

CITY/TREKKING | BOSCH

grey matt, black matt, red matt
744-36145

400 Wh / 500 Wh / 625 Wh



ONLINE ORDER



grey matt, black matt,
red matt
744-36545



grey matt, black matt,
red matt
744-36945



PowerTube
625 Wh ready*

| | | | | | |
|-----------------------|----------------------|---|---------------------|------------------|---|
| Antrieb | Drivetrain | Bosch Performance Line CX GEN4 | Kassette | Cassette | Shimano CS-HG200-9, 11-36T |
| Ladegerät | Charger | 2A | Bremsen | Brakes | Tektro HD-T275 hydraulic disc, 180/180 mm |
| Ladedauer | Charging time | 400 Wh: appx. 6,5 hrs. 500 Wh: appx. 7,5 hrs. 625 Wh: appx. 8,8 hrs. | Lenker | Handlebar | STYX |
| Display | Display | Bosch Purion | Vorbau | Stem | MTB-SL, CCS Slot Mount ready |
| Rahmen | Frame | aluminium 6061 | Sattelstütze | Seatpost | STYX, 10 mm Offset |
| Rahmenhöhe | Framesize | ♂ 45 cm / 50 cm / 55 cm / 60 cm ♀ & Wave 45 cm / 50 cm / 55 cm | Sattel | Saddle | BULLS |
| Gabel | Fork | SR Suntour NEX-E25 DS HLO, 63 mm | Naben | Hubs | Formula DC-20QR/ DC-22QR |
| Schaltwerk | Gearshift | Shimano Alivio RD-M3100-SGS | Felgen | Rims | STYX DDM-2 |
| Gänge | Gear | 9-speed | Bereifung | Tires | Schwalbe Smart Sam K-Guard, 47-622, 28 x 1.75 |
| Kurbelgarnitur | Crankset | FSA | Pedale | Pedals | Wellgo C-098DU black body |
| | | | Scheinwerfer | Headlight | Fuxon FS-50 EB, 50 Lux |
| | | | Rücklicht | Taillight | Fuxon RL-Mini-EB |

CROSS RIDER EVO 1

CITY/TREKKING | BOSCH

white, grey matt, black, metallic lime
744-37345

400 Wh / 500 Wh / 625 Wh



HERREN



TRAPEZ



ONLINE ORDER



black matt, grey matt,
black, metallic lime
744-37845



PowerTube
625 Wh ready*

| | | | | | |
|-----------------------|----------------------|---|---------------------|------------------|---|
| Antrieb | Drivetrain | Bosch Performance Line CX GEN4 | Bremsen | Brakes | Shimano BR-MT200 hydraulic disc, 180/180 mm |
| Ladegerät | Charger | 2A | Lenker | Handlebar | STYX |
| Ladedauer | Charging time | 400 Wh: appx. 6,5 hrs. 500 Wh: appx. 7,5 hrs. 625 Wh: appx. 8,8 hrs. | Vorbau | Stem | MTB-SL, CCS Slot Mount ready |
| Display | Display | Bosch Intuvia | Sattelstütze | Seatpost | aluminium, 10 mm Offset |
| Rahmen | Frame | aluminium 6061 | Sattel | Saddle | BULLS |
| Rahmenhöhe | Framesize | ♂ 45 cm / 50 cm / 55 cm / 60 cm; ♀ 45 cm / 50 cm / 55 cm | Naben | Hubs | Shimano Alivio HB-M4050QR/ FH-M4050QR |
| Gabel | Fork | SR Suntour NCX-D LO Coil, 63 mm | Felgen | Rims | STYX DDM-2 |
| Schaltwerk | Gearshift | Shimano Deore RD-M5120GS Shadow Plus | Bereifung | Tires | Schwalbe Smart Sam K-Guard, 47-622, 28 x 1.75 |
| Gänge | Gear | 10-speed | Pedale | Pedals | Wellgo C-098DU black body |
| Kurbelgarnitur | Crankset | FSA | Scheinwerfer | Headlight | Fuxon FS-70 EB, 70 Lux |
| Kassette | Cassette | Shimano Deore CS-M4100-10, 11-42T | Rücklicht | Taillight | Fuxon RL-Mini-EB Clip |

* Adapter für 400 Wh + 500 Wh Akku liegt dem Beipack bei. / * Adapter for 400 Wh + 500 Wh battery is included in the package.

CROSS RIDER EVO 2

CITY/TREKKING | BOSCH

dark chrome red matt, black, stealth grey
744-38945

400 Wh / 500 Wh / 625 Wh

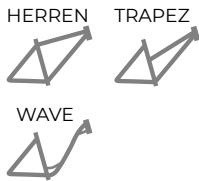


Abbildung ähnlich



ONLINE ORDER



dark chrome red matt,
black, stealth grey
744-38145



steel blue matt, black,
stealth grey
744-38645



PowerTube
625 Wh ready*

| | | |
|-----------------------|----------------------|---|
| Antrieb | Drivetrain | Bosch Performance Line CX GEN4 |
| Ladegerät | Charger | 2A |
| Ladedauer | Charging time | 400 Wh: appx. 6,5 hrs. 500 Wh: appx. 7,5 hrs. 625 Wh: appx. 7,8 hrs. |
| Display | Display | Bosch Intuvia |
| Rahmen | Frame | aluminium 6061 |
| Rahmenhöhe | Framesize | ♂ 45 cm / 50 cm / 55 cm / 60 cm; ♀ & Wave 45 cm / 50 cm / 55 cm |
| Gabel | Fork | SR Suntour NCX-E LO Air CTS, 63 mm |
| Schaltwerk | Gearshift | SRAM SX Eagle |
| Gänge | Gear | 12-speed |
| Kurbelgarnitur | Crankset | FSA |
| Kassette | Cassette | Sram SX 11-50T |

| | | |
|---------------------|------------------|--|
| Bremsen | Brakes | Shimano BR-MT200 hydraulic disc, 180/180 mm |
| Lenker | Handlebar | BULLS |
| Vorbau | Stem | SUV-i, CCS with internal cable routing and adjustable |
| Sattelstütze | Seatpost | aluminium, 10 mm Offset |
| Sattel | Saddle | Comodoro |
| Naben | Hubs | Shimano Deore HB-MT400/ FH-M6000QR |
| Felgen | Rims | BULLS DDM-2 |
| Bereifung | Tires | Schwalbe Smart Sam K-Guard, 47-622, 28 x 1.75 |
| Pedale | Pedals | Wellgo C-098DU black body |
| Scheinwerfer | Headlight | Fuxon FF-100EB, 100 Lux |
| Rücklicht | Taillight | Fuxon RL-Mini-EB Clip |

CROSS LITE EVO

CITY/TREKKING | BOSCH

black matt, grey matt, black, chrome
724-33945

400 Wh / 500 Wh / 625 Wh



ONLINE ORDER



black matt, grey matt,
black, orange
724-34245

black matt, grey matt,
black, orange
724-34545



PowerTube
625 Wh ready*

| | | |
|-----------------------|----------------------|---|
| Antrieb | Drivetrain | Bosch Performance Line CX GEN4 |
| Ladegerät | Charger | 2A |
| Ladedauer | Charging time | 400 Wh: appx. 6,5 hrs. 500 Wh: appx. 7,5 hrs. 625 Wh: appx. 8,8 hrs. |
| Display | Display | Bosch KIOX |
| Rahmen | Frame | aluminium, tapered headtube, internal cable routing, telescope seatpost ready |
| Rahmenhöhe | Framesize | ♂ 45 cm / 50 cm / 55 cm / 60 cm; ♀ & Wave 45 cm / 50 cm / 55 cm |
| Gabel | Fork | SR Suntour NRX-E LOR Air CTS, 63 mm |
| Schaltwerk | Gearshift | Shimano Deore XT RD-M8100-SGS Shadow Plus |
| Gänge | Gear | 12 speed |
| Kurbelgarnitur | Crankset | FSA |
| Kassette | Cassette | Shimano SLX CS-M7100 10-51T |

| | | |
|---------------------|------------------|--|
| Bremsen | Brakes | Shimano BR-MT420/410 hydraulic disc 180/180 |
| Lenker | Handlebar | BULLS aluminium |
| Vorbau | Stem | SUV-i, CCS with internal cable routing and adjustable |
| Sattelstütze | Seatpost | BULLS aluminium |
| Sattel | Saddle | Comodoro |
| Naben | Hubs | Shimano HB-M6000QR/ FH-MT500QR |
| Felgen | Rims | BULLS |
| Bereifung | Tires | Marathon Racer, 40-622 RaceGuard 28 x 1.50 |
| Pedale | Pedals | Wellgo alloy |
| Scheinwerfer | Headlight | Fuxon DHL-F250-EB with daytime-light and sensor, 100 Lux |
| Rücklicht | Taillight | Fuxon R-121-EB |

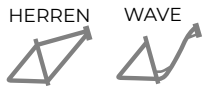
* Adapter für 400 Wh + 500 Wh Akku liegt dem Beipack bei. / * Adapter for 400 Wh + 500 Wh battery is included in the package.

CROSS LITE EVO CARBON

CITY/TREKKING | BOSCH

carbon matt, grey matt, black, red
722-52950

400 Wh / 500 Wh / 625 Wh



ONLINE ORDER



carbon matt, grey matt, black, red
722-53145



carbon matt, grey matt, black, red
722-53045



| | | |
|-----------------------|----------------------|---|
| Antrieb | Drivetrain | Bosch Performance Line CX GEN4 |
| Ladegerät | Charger | 2A |
| Ladedauer | Charging time | 400 Wh: appx. 6,5 hrs. 500 Wh: appx. 7,5 hrs. 625 Wh: appx. 8,8 hrs. |
| Display | Display | Bosch KIOX |
| Rahmen | Frame | carbon, internal cable routing, telescope seatpost ready |
| Rahmenhöhe | Framesize | ♂ + ♀ 50 cm / 55 cm / 60 cm; Wave 45 cm / 50 cm / 55 cm |
| Gabel | Fork | SR Suntour NCX-E LO Air CTS, 63 mm |
| Schaltwerk | Gearshift | Shimano XT RD-M8100 Shadow Plus |
| Gänge | Gear | 12-speed |
| Kurbelgarnitur | Crankset | FSA |
| Kassette | Cassette | Shimano SLX CS-M7100, 10-51T |

| | | |
|---------------------|------------------|--|
| Bremsen | Brakes | Shimano BR-MT400 hydraulic disc, 180/180 mm |
| Lenker | Handlebar | BULLS |
| Vorbau | Stem | SUVi, CCS with internal cable routing and adjustable |
| Sattelstütze | Seatpost | BULLS |
| Sattel | Saddle | Comodoro |
| Felgen | Rims | Mach1 Neo Disc |
| Bereifung | Tires | Marathon Almotion 50-622 RaceGuard 28 x 2.00 |
| Pedale | Pedal | Wellgo, with sand pape |
| Scheinwerfer | Headlight | Fuxon DHL-F250EB, 100 Lux, with daytime-light and sensor |
| Rücklicht | Taillight | Fuxon R-121-EB |
| Gepäckträger | Rack | i-RACK II system carrier |

BOSCH
Urban

URBAN EVO 12

emerald green matt, black
744-42545

URBAN | BOSCH

NEW Model!


400 Wh / 500 Wh / 625 Wh



ONLINE ORDER



emerald green matt, black
744-42945



emerald green matt, black
744-43345

PowerTube
625 Wh ready*



VIDEO
ON MEMBERS
AVAILABLE

| | | | | | |
|-----------------------|----------------------|---|---------------------|------------------|---|
| Antrieb | Drivetrain | Bosch Performance Line CX GEN4 | Bremsen | Brakes | Shimano BR-MT200 hydraulic disc, 180/180 mm Center Lock |
| Ladegerät | Charger | 2A | Lenker | Handlebar | aluminium |
| Ladedauer | Charging time | 400 Wh: appx. 6,5 hrs. 500 Wh: appx. 7,5 hrs. 625 Wh: appx. 8,8 hrs. | Vorbau | Stem | aluminium |
| Display | Display | Bosch Purion | Sattelstütze | Seatpost | aluminium 10 mm Offset |
| Rahmen | Frame | aluminium 6061 | Sattel | Saddle | Leather |
| Rahmenhöhe | Framesize | ♂ 45 cm / 50 cm / 55 cm / 60 cm; ♀ + Wave 45 cm / 50 cm / 55 cm | Naben | Hubs | Shimano HB-MT400/ FH-MT500QR |
| Gabel | Fork | SR Suntour SF17 NCX E LO AIR CTS, 63 mm | Felgen | Rims | BULLS DDM-2 |
| Schaltwerk | Gearshift | Shimano Deore XT RD-M8100-SGS Shadow Plus | Bereifung | Tires | Schwalbe Big Ben K-Guard, 50-622, 28 x 1.75 |
| Gänge | Gear | 12-speed | Pedale | Pedals | Wellgo C-211 mit sand paper |
| Kurbelgarnitur | Crankset | FSA | Scheinwerfer | Headlight | Supernova V521 |
| Kassette | Cassette | Shimano Deore CS-M6100-12, 10-51T | Rücklicht | Taillight | Supernova E3 |
| | | | Gepäckträger | Carrier | i-RACK II system carrier, MonkeyLoad ready |

* Adapter für 400 Wh + 500 Wh Akku liegt dem Beipack bei. / * Adapter for 400 Wh + 500 Wh battery is included in the package.

URBAN EVO 12 RAINBOW

URBAN | BOSCH

metallic off white, stealth grey
744-42645

400 Wh / 500 Wh / 625 Wh

NEW Model!

28




Abbildung ähnlich



ONLINE ORDER



metallic off white,
stealth grey
744-43045



metallic off white,
stealth grey
744-43445

Oil-Slick-Optik (Rainbow)

- Kette / Chain
- Naben / Hubs
- Lenker / Handlebar
- 2 Speichen pro Laufrad /
2 spokes per wheel



PowerTube
625 Wh ready*

| | | |
|-----------------------|----------------------|---|
| Antrieb | Drivetrain | Bosch Performance Line CX GEN4 |
| Ladegerät | Charger | 2A |
| Ladedauer | Charging time | 400 Wh: appx. 6,5 hrs. 500 Wh: appx. 7,5 hrs. 625 Wh: appx. 8,8 hrs. |
| Display | Display | Bosch Purion |
| Rahmen | Frame | aluminium 6061 |
| Rahmenhöhe | Framesize | ♂ 45 cm / 50 cm / 55 cm / 60 cm; ♀ + Wave 45 cm / 50 cm / 55 cm |
| Gabel | Fork | SR Suntour SF17 NCX E LO AIR CTS, 63 mm |
| Schaltwerk | Gearshift | Shimano Deore XT RD-M8100-SGS Shadow Plus |
| Gänge | Gear | 12-speed |
| Kurbelgarnitur | Crankset | FSA |
| Kassette | Cassette | Shimano Deore CS-M6100-12, 10-51T |

| | | |
|---------------------|------------------|--|
| Kette | Chain | KMC E12S Rainbow |
| Bremsen | Brakes | Shimano Altus BR-MT200 hydraulic disc, 180/180 mm Center Lock |
| Lenker | Handlebar | BULLS Rainbow |
| Vorbau | Stem | aluminium |
| Sattelstütze | Seatpost | aluminium 10 mm Offset |
| Sattel | Saddle | Leather |
| Naben | Hubs | BULLS Rainbow with 2 Rainbow spokes |
| Felgen | Rims | BULLS DDM-2 |
| Bereifung | Tires | Schwalbe Big Ben K-Guard, 50-622, 28 x 1.75 |
| Pedale | Pedals | Wellgo C-211 mit sand paper |
| Scheinwerfer | Headlight | Supernova V521 |
| Rücklicht | Taillight | Supernova E3 |
| Gepäckträger | Carrier | i-RACK II system carrier, MonkeyLoad ready |

BOSCH Junior

TWENTY 4 E

grey matt, black, metallic lime
744-00132

400 Wh / 500 Wh

JUNIOR | BOSCH

FRÜHJAHR
28-S

FRÜHJAHR
16-S

1.STREU
E-BIKE

NEW Model!



HERREN



MONKEY LINK ready
Easily connects accessories with your bike.



ONLINE ORDER



FRÜHJAHR
28-S
FRÜHJAHR
16-S
1.STREU
E-BIKE

petrol, turquoise, pink
744-00232



| | | | | | |
|-----------------------|----------------------|--|---------------------|------------------|---|
| Antrieb | Drivetrain | Bosch Active Line Plus | Bremsen | Brakes | Tektro HD-J285 hydraulic disc, 160/160 mm Center Lock |
| Ladegerät | Charger | 2A | Lenker | Handlebar | STYX |
| Ladedauer | Charging time | 400 Wh: appx. 6,5 hrs. 500 Wh: appx. 7,5 hrs. | Vorbau | Stem | MTB-S, CCS Slot Mount ready |
| Display | Display | Bosch Purion | Sattelstütze | Seatpost | STYX |
| Rahmen | Frame | aluminium 6061 | Sattel | Saddle | BULLS |
| Rahmenhöhe | Framesize | 32 cm | Naben | Hubs | Formula DC-19FQR/ DC-25RQR |
| Gabel | Fork | SR Suntour XCT JR L, 80 mm | Felgen | Rims | STYX DDM-2 |
| Schaltwerk | Gearshift | Shimano Alivio RD-T4000-SGS | Bereifung | Tires | Schwalbe Black Jack K-Guard, 54-507, 24 x 2.10 |
| Gänge | Gear | 8-speed | Pedale | Pedal | Wellgo |
| Kurbelgarnitur | Crankset | Samox | Scheinwerfer | Headlight | Fuxon F-16 EB 30 Lux |
| Kassette | Cassette | Shimano CS-HG31-8 11-34T | Rücklicht | Taillight | Fuxon ML-009 |

TWENTY 6 EVO TEAM

black matt, white, platinum blue, yellow
724-07132

JUNIOR | BOSCH

400 Wh / 500 Wh



HERREN



MONKEY LINK ready
Easily connects accessories with your bike.



ONLINE ORDER



| | | |
|-----------------------|---------------|--|
| Antrieb | Drivetrain | Bosch Performance Line |
| Ladegerät | Charger | 2A |
| Ladedauer | Charging time | 400 Wh: appx. 6,5 hrs. 500 Wh: appx. 7,5 hrs. |
| Display | Display | Bosch Purion |
| Rahmen | Frame | aluminium 6061 |
| Rahmenhöhe | Framesize | 32 cm / 37 cm |
| Gabel | Fork | SR Suntour SF-16-XCR air LOR DS, 100 mm |
| Schaltwerk | Gearshift | Shimano Deore RD-M6000GS, Shadow Plus |
| Gänge | Gear | 10-speed |
| Kurbelgarnitur | Crankset | FSA |
| Kassette | Cassette | Shimano CS-HG500-10, 11-42T |

| | | |
|---------------------|-----------|--|
| Bremsen | Brakes | Shimano BR-MT500 hydraulic disc, 180/180 mm |
| Lenker | Handlebar | BULLS aluminium |
| Vorbau | Stem | MonkeyLink |
| Sattelstütze | Seatpost | BULLS |
| Sattel | Saddle | BULLS MTB JR |
| Naben | Hubs | Shimano |
| Felgen | Rims | STYX DDM-2 |
| Bereifung | Tires | Schwalbe Nobby Nic Performance 57-559, 26 x 2.25 |
| Pedale | Pedal | VP Junior |

BOSCH

Road/Gravel

DESERT FALCON EVO

ROAD/GRAVEL | BOSCH

black matt, metallic lime
724-36350

400 Wh / 500 Wh



HERREN



ONLINE ORDER



black chrome, red
724-36450



| | | | | | |
|-----------------------|---------------|--|---------------------|-----------|---|
| Antrieb | Drivetrain | Bosch Performance Line CX GEN4 | Kassette | Cassette | Shimano XT CS-M8000 11-42T |
| Ladegerät | Charger | 2A | Bremsen | Brakes | Shimano GRX BR-RX810 hydraulic disc, 180/180 mm |
| Ladedauer | Charging time | 400 Wh: appx. 6,5 hrs. 500 Wh: appx. 7,5 hrs. | Lenker | Handlebar | FSA Energy SCR Compact |
| Display | Display | Bosch KIOX | Vorbau | Stem | FSA ACR, internal cable routing |
| Rahmen | Frame | aluminium | Sattelstütze | Seatpost | ULLS Duroflex Carbon |
| Rahmenhöhe | Framesize | 50 cm / 55 cm / 60 cm | Sattel | Saddle | BULLS |
| Gabel | Fork | BULLS FK-34, Carbon | Naben | Hubs | DT Swiss |
| Schaltwerk | Gearshift | Shimano GRX RD-RX817 Di2 | Felgen | Rims | DT Swiss HE1800 db 32 |
| Gänge | Gear | 11-speed | Bereifung | Tires | E-One Evo, 32-622, 28 x 1.25 |
| Kurbelgarnitur | Crankset | FSA | | | |

GRINDER EVO CX

ROAD/GRAVEL | BOSCH

copper brown, black matt
724-36650

400 Wh / 500 Wh



HERREN



ONLINE ORDER



| | | | | | |
|-------------------|---------------|--|-----------------------|-----------|---|
| Antrieb | Drivetrain | Bosch Performance Line CX GEN4 | Kurbelgarnitur | Crankset | FSA |
| Ladegerät | Charger | 2A | Kassette | Cassette | Shimano GRX CS-M8000 11-42T |
| Ladedauer | Charging time | 400 Wh: appx. 6,5 hrs. 500 Wh: appx. 7,5 hrs. | Bremsen | Brakes | Shimano GRX BR-RX810 hydraulic disc, 180/180 mm |
| Display | Display | Bosch KIOX | Lenker | Handlebar | FSA SCR Compact |
| Rahmen | Frame | aluminium | Vorbau | Stem | FSA Energy ACR |
| Rahmenhöhe | Framesize | 50 cm / 55 cm / 60 cm | Sattelstütze | Seatpost | BULLS Duroflex Carbon |
| Gabel | Fork | Fox 32 Float 44 mm | Sattel | Saddle | BULLS |
| Schaltwerk | Gearshift | Shimano GRX RD-RX817 Di2 | Felgen | Rims | BULLS XC-21D ready |
| Gänge | Gear | 11-speed | Bereifung | Tires | Schwalbe G-One Allround 40-622, 28 x 1.50 |